






WEEK #18 - 9/17/2020 (Pioneer Back Nine)

FINAL BEST BALL SCRAMBLE

Point Awards are as follows:

- 1st Place - 25 pts
- 2nd Place - 20 pts
- 3rd Place - 15 pts
- 4th Place - 10 pts
- 5th Place - 5 pts

	= Peter Goldenberg Rule		= Cletus Incident
	= Won Hole	*	= Player does not have 5 scores in HC system. HC is subject to change.
	= Split Hole		
	= Player did not show up and did not get a sub		

Player	Team	Hole	10	11	12	13	14	15	16	17	18	Gross	Group	Points
		Handi	18	14	12	6	8	4	2	10	16			
Player	Team	Par	4	4	4	3	4	4	4	5	4			
Danny Roller	#1	(5)	3	3	3	3	2	4	4	4	4	30	A/B	25.00
Joe Eiser	#1	(6)											C/D	
Matt Bedell	#1	(7)											C/D	
John Rayburn	#1	(14)											C/D	
Nick Duer	#2	(3)	2	4	5	3	4	4	5	4	3	34	A/B	5.00
Joe Cook	#2	(6)											A/B	
Serkan Freeman	#2	(10)											C/D	
Mike Ethridge	#2	(11)											C/D	
Peter Goldenberg	#3	(2)	4	3	4	3	3	3	4	4	3	31	A/B	20.00
Mike Morell (J.Smith)	#3	(5)											A/B	
Troy Bachmann (Kramer)	#3	(12)											C/D	
Jeff Capannari	#3	(13)											C/D	
Mike Harris	#4	(1)	4	3	4	3	4	3	4	4	3	32	A/B	12.50
Brian Roddy	#4	(5)											A/B	
George Almeida	#4	(11)											C/D	
Andrew Crowe	#4	(9)											C/D	
Bill Nixon	#5	(3)	3	4	4	3	4	3	4	4	3	32	A/B	12.50
Kurt Kreyling	#5	(4)											A/B	
Jason Nill (Tucker)	#5	(5)											A/B	
Oliver Livermore	#5	(10)											C/D	

Team Name (#)	Point Totals		Points Ahead/(behind)				
	Week	Year	1st	2nd	3rd	4th	5th
	Gout My Fairway 2.0 (1)	25.00	365.00	(8.00)	(6.00)	-	16.50
China Virus (2)	5.00	373.00	-	2.00	8.00	24.50	26.50
Dixon Plainview (3)	20.00	348.50	(24.50)	(22.50)	(16.50)	-	2.00
Quid Pro Crowe (4)	12.50	371.00	(2.00)	-	6.00	22.50	24.50
Cupcake Exotics (5)	12.50	346.50	(26.50)	(24.50)	(18.50)	(2.00)	-
GCCGL	75.00	1,804.00					

End of Season Prize Money			Gross Score Breakdown		
A/B CTP#13	Kreyling	\$16.00	2s	2	0.9%
C/D CTP#13	Freeman	\$16.00	3s	19	8.8%
C/D LP#18	Capannari	\$16.00	4s	22	10.2%
			5s	2	0.9%
1st	China Virus	\$40/each	6s	0	0.0%
2nd	Quid Pro Crowe	\$25/each	7s	0	0.0%
			8s	0	0.0%
Points	Ethridge	\$15.00	9s	0	0.0%
Win %	Ethridge	\$15.00	10s	0	0.0%

Who's Carrying the Team!!!???				Player Records					Individual Points		Wins		Losses		Ties	
Gout My Fairway 2.0 (1)	25.00	88.00	Money	W	L	T	Games	Reliab%	Plyr	Sub*	Plyr	Sub*	Plyr	Sub*	Plyr	Sub*
(A) Roller	-	65.00	\$21.34	5	7	2	17	94.4%	61.0	4.0	5	-	6	1	2	-
(B) Eiser	-	74.50	\$24.00	8	4	2	17	94.4%	68.0	6.5	7	1	4	-	2	-
(C) Bedell	-	76.50	\$32.00	6	5	3	16	88.9%	64.5	12.0	5	1	5	-	2	1
(D) Rayburn	-	61.00	\$16.00	4	7	3	16	88.9%	52.5	8.5	4	-	6	1	2	1
Team Totals	25.00	365.00	\$93.34	23	23	10	66	91.7%	246.0	31.0	21	2	21	2	8	2
China Virus (2)	5.00	78.00														
(A) Duer	-	73.00	\$80.00	7	5	2	18	100.0%	73.0	-	7	-	5	-	2	-
(B) Cook	-	68.50	\$40.00	6	8	-	15	83.3%	54.5	14.0	4	2	8	-	-	-
(C) Freeman	-	65.00	\$72.00	6	7	1	18	100.0%	65.0	-	6	-	7	-	1	-
(D) Ethridge	-	88.50	\$142.00	11	2	1	17	94.4%	85.0	3.5	11	-	1	1	1	-
Team Totals	5.00	373.00	\$334.00	30	22	4	68	94.4%	277.5	17.5	28	2	21	1	4	-
Dixon Plainview (3)	20.00	62.00														
(A) Goldenberg	-	74.50	\$32.00	7	5	2	18	100.0%	74.5	-	7	-	5	-	2	-
(B) Morell	-	69.00	\$32.00	6	8	-	17	94.4%	69.0	-	6	-	8	-	-	-
(C) Bachmann	-	70.50	\$0.00	6	6	2	8	44.4%	28.0	42.5	3	3	2	4	-	2
(D) Capannari	-	72.50	\$40.00	6	5	3	17	94.4%	67.5	5.0	6	-	5	-	2	1
Team Totals	20.00	348.50	\$104.00	25	24	7	60	83.3%	239.0	47.5	22	3	20	4	4	3
Quid Pro Crowe (4)	12.50	104.50														
(A) Harris	-	73.50	\$57.00	7	5	2	17	94.4%	66.5	7.0	6	1	5	-	2	-
(B) Roddy	-	60.50	\$41.00	3	10	1	15	83.3%	49.0	11.5	2	1	8	2	1	-
(C) Almeida	-	73.00	\$41.00	7	6	1	16	88.9%	63.0	10.0	6	1	5	1	1	-
(D) Crowe	-	59.50	\$57.00	3	11	-	15	83.3%	50.0	9.5	3	-	8	3	-	-
Team Totals	12.50	371.00	\$196.00	20	32	4	63	87.5%	228.5	38.0	17	3	26	6	4	-
Cupcake Exotics (5)	12.50	71.50														
(A) Nixon	-	65.00	\$5.33	7	7	-	18	100.0%	65.0	-	7	-	7	-	-	-
(B) Kreyling	-	75.50	\$48.00	9	5	-	17	94.4%	75.5	-	9	-	5	-	-	-
(C) Nill	-	72.50	\$16.00	8	5	1	15	83.3%	62.0	10.5	7	1	4	1	1	-
(D) Livermore	-	62.00	\$8.00	5	9	-	18	100.0%	62.0	-	5	-	9	-	-	-
Team Totals	12.50	346.50	\$77.33	29	26	1	68	94.4%	264.5	10.5	28	1	25	1	1	-
Total Golf League	75.00	1,804.00	\$804.67	127	127	26	325	90.3%	1,255.5	144.5	116	11	113	14	21	5

	Pt wk	Pt yr	MONEY	W	L	T	Game	Reliab%	Plyr	Sub*	Plyr	Sub*	Plyr	Sub*	Plyr	Sub*
A - Players	-	351.0	\$195.67	33	29	8	88	97.8%	340.0	11.0	32	1	28	1	8	-
B - Players	-	348.0	\$185.00	32	35	3	81	90.0%	316.0	32.0	28	4	33	2	3	-
C - Players	-	357.5	\$161.00	33	29	8	73	81.1%	282.5	75.0	27	6	23	6	5	3
D - Players	-	343.5	\$263.00	29	34	7	83	92.2%	317.0	26.5	29	-	29	5	5	2
Player Totals	-	1,400.0	\$804.67	127	127	26	325	90.3%	1,255.5	144.5	116	11	113	14	21	5
Scramble pts./Sub winnings	75.0	404.0	\$61.33				31		404.0							
League Totals	75.0	1,804.0	\$866.00	127	127	26	356	98.9%	1,659.5	144.5	116	11	113	14	21	5

Money Contributed by Players	1,200.00
League expenses (website, trophies, etc.)	(230.00)
Hole in One fund	(40.00)
Excess/(Shortfall)	\$ 64.00

* - Note: Sub stats include data for players who do not show up and do not get a sub.

GCCGL Weekly Match Play Trending Report

 =Sub
 =No Show, No Sub
 =Goldenberg Rule
 =Injury

 TEES

Event: Course:	PRACTICE	PRACTICE	PRACTICE	Week#1	Week#2	Week#3	Week#4	Week#5	Week#6	Week#7	Week#8	Week#9	Week#10	Week#11	WF 30-Jul	Week#12	Week#13	Week#14	Week#15	Week#16	Week#17	Week#18	YTD	Match Play Average
	23-Apr	30-Apr	7-May	FLORIDA WB	21-May	28-May	POT LUCK WF	11-Jun	STABLEFORD PF	25-Jun	2-Jul	9-Jul	16-Jul	23-Jul		PINK BALL WB	13-Aug	BATTLE GOLF PB	27-Aug	3-Sep	10-Sep	17-Sep		
Gout My Fairway 2.0 (1)				15.0					33.0							15.0							88.0	
(A) Roller					5.0	5.5	2.0	4.0		4.0	4.5	6.0	5.5	3.5			7.5	2.0	7.5	3.0	5.0		65.0	4.64
(B) Eiser					4.0	5.5	6.5	6.0		3.0	3.5	5.0	7.0	6.5			4.5	5.0	6.0	6.5	5.5		74.5	5.32
(C) Bedell					7.5	2.5	3.5	4.5		5.0	5.0	5.0	7.0	6.5			9.0	3.5	7.5	7.0	3.0		76.5	5.46
(D) Rayburn					6.0	6.5	5.0	4.5		2.0	5.5	6.5	3.5	3.0			3.0	3.0	5.0	5.0	2.5		61.0	4.36
Team Totals	-	-	-	15.0	22.5	20.0	17.0	19.0	33.0	14.0	18.5	22.5	23.0	19.5		15.0	24.0	13.5	26.0	21.5	16.0	25.0	365.0	19.79
China Virus (2)				15.0					23.0							35.0						5.0	78.0	
(A) Duer					5.0	6.5	2.5	7.0			7.0	7.5	5.0	3.5	7.5		2.5	7.0	2.5	6.0	3.5		73.0	5.21
(B) Cook					2.0	4.5	6.5	7.0			7.0	3.5	6.0	4.0	5.5		3.5	8.0	3.5	3.5	4.0		68.5	4.89
(C) Freeman					2.5	4.0	4.0	5.5			4.0	5.0	3.5	7.0	7.0		1.0	5.5	7.5	5.5	3.0		65.0	4.64
(D) Ethridge					5.5	7.5	3.5	6.0			8.0	7.5	7.5	8.0	6.5		7.0	6.5	6.0	5.0	4.0		88.5	6.32
Team Totals	-	-	-	15.0	15.0	22.5	16.5	25.5	23.0	26.0	23.5	22.0	22.5	26.5		35.0	14.0	27.0	19.5	20.0	14.5	5.0	373.0	21.07
Dixon Plainview (3)				15.0					17.0							10.0						20.0	62.0	
(A) Goldenberg					5.0	3.5	5.0	7.0			6.0	6.5	6.0	3.0	4.5		3.0	3.0	8.5	7.0	6.5		74.5	5.32
(B) Morell					8.0	4.5	7.0	4.0			7.0	2.5	4.0	3.5	5.5		6.5	4.0	4.0	2.0	6.5		69.0	4.93
(C) Bachmann					8.0	6.0	5.5	5.5			5.0	4.5	4.0	6.5	3.5		3.0	4.5	6.5	3.0	5.0		70.5	5.04
(D) Capannari					4.5	7.0	7.5	5.5			5.5	5.0	5.0	4.0	4.5		3.0	3.5	5.0	5.5	7.0		72.5	5.18
Team Totals	-	-	-	15.0	25.5	21.0	25.0	22.0	17.0	23.5	18.5	19.0	17.0	18.0		10.0	15.5	15.0	24.0	17.5	25.0	20.0	348.5	20.46
Quid Pro Crowe (4)				25.0					37.0							30.0						12.5	104.5	
(A) Harris					5.0	4.5	6.0	3.0			6.0	5.5	4.0	6.5	3.5		7.0	3.5	7.5	6.5	5.0		73.5	5.25
(B) Roddy					3.5	4.5	4.5	3.0			3.0	6.5	4.0	4.5	2.5		4.0	5.0	1.5	8.0	6.0		60.5	4.32
(C) Almeida					2.0	3.0	8.0	4.5			7.0	5.0	2.5	6.0	7.0		7.0	3.0	2.5	8.5	7.0		73.0	5.21
(D) Crowe					7.5	3.5	3.5	4.5			4.5	2.5	2.0	3.0	3.0		4.5	7.0	3.5	4.5	6.0		59.5	4.25
Team Totals	-	-	-	25.0	18.0	15.5	22.0	15.0	37.0	20.5	19.5	12.5	20.0	16.0		30.0	22.5	18.5	15.0	27.5	24.0	12.5	371.0	19.04
Cupcake Exotics (5)				5.0					29.0							25.0						12.5	71.5	
(A) Nixon					6.0	5.5	2.5	6.0			3.0	3.5	6.0	6.0	4.5		5.5	6.5	2.5	4.0	3.5		65.0	4.64
(B) Kreyling					6.5	5.5	6.5	3.0			4.0	6.5	4.0	6.5	6.5		6.0	6.0	6.5	3.5	4.5		75.5	5.39
(C) Nill					4.0	7.0	3.0	5.5			6.0	5.5	8.0	2.0	5.5		7.0	7.0	2.5	4.5	5.0		72.5	5.18
(D) Livermore					2.5	3.0	7.5	4.0			3.0	4.5	6.0	3.0	3.5		5.5	6.5	4.0	1.5	7.5		62.0	4.43
Team Totals	-	-	-	5.0	19.0	21.0	19.5	18.5	29.0	16.0	20.0	24.0	17.5	20.0		25.0	24.0	26.0	15.5	13.5	20.5	12.5	346.5	19.64
Total Golf League	-	-	-	75.0	100.0	100.0	100.0	100.0	139.0	100.0	100.0	100.0	100.0	100.0		115.0	100.0	100.0	100.0	100.0	100.0	75.0	1,804.0	
League Net Score %																								
Under Par					10%	25%	60%	15%			35%	40%	5%	55%	30%				40%	35%	15%	15%	15%	28.2%
Par					10%	10%	15%	5%			5%	15%	15%	5%	10%				25%	5%	20%	15%	10%	11.8%
Over Par					80%	65%	25%	80%			60%	45%	80%	40%	60%				35%	60%	65%	70%	75%	60.0%

RAIN

CCGGL Member	Team Finish in Standings																				Avg.	1st	2nd	3rd	4th	5th	6th	Years										
	14	16	15	15	15	11	14	14	17	18	17	17	16	18	18	19	20	20	20	18																		
	2001	2002	2003	2004	2005	2006	2007	2008	2009	2010	2011	2012	2013	2014	2015	2016	2017	2018	2019	2020																		
Almeida	4																				3.0	2	10.0%	5	25.0%	6	30.0%	5	25.0%	2	10.0%	-	0.0%	20				
Bachmann	n/a	n/a	n/a	n/a	n/a	n/a	n/a	n/a	n/a	n/a	n/a	n/a	3	4	1	2	4	6	3	4	3.4	1	12.5%	1	12.5%	2	25.0%	3	37.5%	-	0.0%	-	12.5%	8				
Bailey	3	1		3	1	3		4	4										n/a	n/a	2.9	2	20.0%	1	10.0%	3	30.0%	4	40.0%	-	0.0%	-	0.0%	10				
Bedell	n/a	n/a	n/a	n/a	n/a	n/a	n/a	n/a	n/a	5	1	1	3	n/a	n/a	n/a	n/a	n/a	n/a	n/a	2.7	2	28.6%	1	14.3%	2	28.6%	1	14.3%	-	0.0%	-	0.0%	7				
Berkley	n/a	n/a	n/a	n/a	n/a	n/a	n/a	2	2	4	n/a	n/a	n/a	n/a	n/a	n/a	n/a	n/a	n/a	n/a	3.0	-	0.0%	1	33.3%	1	33.3%	-	0.0%	-	0.0%	-	0.0%	3				
Berry	n/a	n/a	n/a	n/a	n/a	n/a	2	2	n/a	n/a	n/a	n/a	n/a	n/a	n/a	n/a	n/a	n/a	n/a	n/a	2.0	-	0.0%	2	100.0%	-	0.0%	-	0.0%	-	0.0%	-	0.0%	2				
Breznanyi	2	n/a	n/a	n/a	n/a	n/a	n/a	n/a	n/a	n/a	n/a	n/a	n/a	n/a	n/a	n/a	n/a	n/a	n/a	n/a	2.0	-	0.0%	1	100.0%	-	0.0%	-	0.0%	-	0.0%	-	0.0%	1				
Bloomhuff	1	3	4	3	2	2	1	3	2	1	2	6	3	2	3	n/a	n/a	n/a	n/a	n/a	2.4	4	23.5%	6	35.3%	5	29.4%	1	5.9%	-	0.0%	1	5.9%	17				
Breen	n/a	n/a	n/a	3	1	n/a	n/a	n/a	n/a	n/a	n/a	n/a	n/a	n/a	n/a	n/a	n/a	n/a	n/a	n/a	2.7	1	33.3%	-	0.0%	1	33.3%	1	33.3%	-	0.0%	-	0.0%	3				
Brooks	n/a	n/a	n/a	n/a	n/a	n/a	n/a	n/a	n/a	n/a	n/a	n/a	n/a	n/a	3	5	n/a	n/a	n/a	n/a	4.0	-	0.0%	-	0.0%	1	50.0%	-	0.0%	1	50.0%	-	0.0%	2				
Busby	4	n/a	n/a	n/a	n/a	n/a	n/a	n/a	n/a	n/a	n/a	n/a	n/a	n/a	n/a	n/a	n/a	n/a	n/a	n/a	4.0	-	0.0%	-	0.0%	-	0.0%	1	100.0%	-	0.0%	-	0.0%	3				
Bush	3	3	3	2	2	4	3	4	n/a	n/a	n/a	n/a	n/a	n/a	n/a	n/a	n/a	n/a	n/a	n/a	3.0	-	0.0%	2	22.2%	5	55.6%	2	22.2%	-	0.0%	-	0.0%	9				
Capannari	n/a	n/a	n/a	n/a	n/a	n/a	n/a	n/a	n/a	n/a	n/a	n/a	n/a	n/a	n/a	n/a	n/a	n/a	n/a	n/a	3.0	-	0.0%	-	0.0%	-	0.0%	2	66.7%	-	0.0%	1	33.3%	1	33.3%	6		
Carrier	n/a	n/a	n/a	n/a	n/a	n/a	n/a	n/a	n/a	n/a	5	2	4	5	4	3	n/a	n/a	n/a	n/a	4.0	-	0.0%	2	16.7%	1	16.7%	1	16.7%	-	0.0%	2	33.3%	-	0.0%	5		
Chamber	n/a	n/a	n/a	n/a	n/a	n/a	n/a	n/a	n/a	n/a	2	6	4	6	2	n/a	n/a	n/a	n/a	n/a	3.8	-	0.0%	-	0.0%	-	0.0%	2	50.0%	-	0.0%	2	40.0%	-	0.0%	6		
Christian	4	1	2	2	2	4	n/a	n/a	n/a	n/a	n/a	n/a	n/a	n/a	n/a	n/a	n/a	n/a	n/a	n/a	4.0	-	0.0%	2	40.0%	-	0.0%	1	20.0%	-	0.0%	-	0.0%	5				
Combs	n/a	2	n/a	1	4	n/a	2	n/a	n/a	n/a	n/a	n/a	n/a	n/a	n/a	n/a	n/a	n/a	n/a	n/a	2.5	1	16.7%	3	50.0%	-	0.0%	1	20.0%	-	0.0%	-	0.0%	6				
Cook	n/a	n/a	n/a	n/a	n/a	n/a	n/a	n/a	n/a	n/a	n/a	n/a	n/a	n/a	n/a	n/a	n/a	n/a	n/a	n/a	2.0	2	40.0%	2	40.0%	-	0.0%	1	20.0%	-	0.0%	-	0.0%	5				
Crowe	n/a	n/a	n/a	n/a	n/a	n/a	n/a	n/a	n/a	3	4	4	6	5	5	4	2	4	2	1	3.6	1	9.1%	2	18.2%	1	9.1%	4	36.4%	2	18.2%	1	9.1%	4	11.1%	11		
Cunningham	n/a	n/a	n/a	n/a	n/a	n/a	n/a	n/a	n/a	n/a	n/a	n/a	n/a	n/a	n/a	n/a	n/a	n/a	n/a	n/a	3.5	1	25.0%	1	25.0%	-	0.0%	0	0.0%	1	25.0%	1	25.0%	-	0.0%	4		
DePrisco	2	3	n/a	n/a	n/a	n/a	n/a	n/a	n/a	n/a	n/a	n/a	n/a	n/a	n/a	n/a	n/a	n/a	n/a	n/a	5.0	-	0.0%	-	0.0%	-	0.0%	-	0.0%	1	100.0%	-	0.0%	-	0.0%	1		
Dominik	n/a	n/a	n/a	n/a	n/a	n/a	n/a	n/a	n/a	n/a	n/a	n/a	n/a	n/a	n/a	n/a	n/a	n/a	n/a	n/a	2.0	-	0.0%	1	50.0%	-	0.0%	-	0.0%	-	0.0%	-	0.0%	-	0.0%	2		
Dorsey	n/a	4	n/a	1	4	n/a	n/a	n/a	n/a	n/a	n/a	n/a	2	n/a	n/a	n/a	n/a	n/a	n/a	n/a	2.2	3	60.0%	-	0.0%	-	0.0%	2	40.0%	-	0.0%	-	0.0%	-	0.0%	5		
Duer	1	4	n/a	n/a	n/a	n/a	n/a	n/a	n/a	3	4	3	5	5	2	4	5	5	1	1	3.6	2	16.7%	1	8.3%	2	16.7%	2	16.7%	-	0.0%	5	41.7%	-	0.0%	12		
Eaglin	n/a	n/a	n/a	n/a	n/a	2	n/a	n/a	n/a	n/a	n/a	n/a	n/a	n/a	n/a	n/a	n/a	n/a	n/a	n/a	2.0	-	0.0%	-	0.0%	-	0.0%	-	0.0%	-	0.0%	-	0.0%	-	0.0%	1		
Eiser	n/a	n/a	n/a	n/a	n/a	n/a	n/a	n/a	n/a	5	2	2	5	1	1	4	4	1	4	3	2.9	3	27.3%	2	18.2%	1	9.1%	3	27.3%	2	18.2%	-	0.0%	-	0.0%	11		
Ethridge	n/a	n/a	n/a	n/a	n/a	n/a	n/a	n/a	n/a	n/a	n/a	n/a	n/a	n/a	n/a	n/a	n/a	n/a	n/a	n/a	3.0	1	33.3%	-	0.0%	-	0.0%	1	33.3%	-	0.0%	-	0.0%	-	0.0%	3		
Fausz	n/a	n/a	n/a	n/a	n/a	n/a	n/a	n/a	n/a	n/a	n/a	5	5	n/a	n/a	n/a	n/a	n/a	n/a	n/a	5.0	-	0.0%	-	0.0%	-	0.0%	-	0.0%	2	100.0%	-	0.0%	-	0.0%	2		
Freeman	n/a	n/a	n/a	n/a	n/a	n/a	n/a	n/a	n/a	n/a	n/a	n/a	n/a	n/a	n/a	n/a	n/a	n/a	n/a	n/a	1.0	2	100.0%	-	0.0%	-	0.0%	-	0.0%	-	0.0%	-	0.0%	-	0.0%	2		
Fusting	n/a	n/a	n/a	n/a	n/a	n/a	n/a	n/a	n/a	n/a	n/a	n/a	n/a	n/a	n/a	n/a	n/a	n/a	n/a	n/a	4.0	-	0.0%	-	0.0%	1	50.0%	-	0.0%	1	50.0%	-	0.0%	-	0.0%	2		
Galindo	n/a	1	n/a	n/a	n/a	n/a	n/a	n/a	n/a	n/a	n/a	n/a	n/a	n/a	n/a	n/a	n/a	n/a	n/a	n/a	3.5	-	0.0%	-	0.0%	-	0.0%	-	0.0%	1	50.0%	-	0.0%	-	0.0%	2		
Glaser	1	2	n/a	n/a	n/a	n/a	n/a	n/a	n/a	n/a	n/a	n/a	n/a	n/a	n/a	n/a	n/a	n/a	n/a	n/a	1.0	1	100.0%	-	0.0%	-	0.0%	-	0.0%	-	0.0%	-	0.0%	-	0.0%	1		
Goldenberg	2	2	1	4	4	3	3	3	3	2	4	4	5	5	4	5	4	4	1	4	3.1	3	15.0%	4	20.0%	4	20.0%	7	35.0%	2	10.0%	-	0.0%	20				
Green	n/a	n/a	n/a	n/a	n/a	n/a	n/a	n/a	1	n/a	n/a	n/a	n/a	n/a	n/a	n/a	n/a	n/a	n/a	n/a	1.0	1	100.0%	-	0.0%	-	0.0%	-	0.0%	-	0.0%	-	0.0%	-	0.0%	1		
Gustafson	n/a	n/a	n/a	n/a	n/a	n/a	n/a	n/a	n/a	n/a	n/a	n/a	1	5	n/a	n/a	n/a	n/a	n/a	n/a	3.0	1	50.0%	-	0.0%	-	0.0%	1	50.0%	-	0.0%	-	0.0%	-	0.0%	14		
Harris	n/a	n/a	n/a	n/a	2	1	1	2	1	1	6	1	2	1	3	2	n/a	n/a	n/a	n/a	2	1.0	7	50.0%	5	35.7%	1	7.1%	-	0.0%	1	50.0%	-	0.0%	1	7.1%	1	
Hedrick	4	n/a	4	n/a	n/a	n/a	n/a	n/a	n/a	n/a	n/a	n/a	n/a	n/a	n/a	n/a	n/a	n/a	n/a	n/a	4.0	-	0.0%	-	0.0%	-	0.0%	1	100.0%	-	0.0%	-	0.0%	-	0.0%	4		
Hills	n/a	4	4	4	4	3	n/a	n/a	n/a	n/a	n/a	n/a	n/a	n/a	n/a	n/a	n/a	n/a	n/a	n/a	3.8	-	0.0%	-	0.0%	-	0.0%	1	100.0%	-	0.0%	-	0.0%	-	0.0%	1		
Hlebovy	n/a	n/a	n/a	n/a	n/a	n/a	n/a	n/a	n/a	n/a	n/a	n/a	n/a	n/a	n/a	n/a	n/a	n/a	n/a	n/a	3.5	1	50.0%	-	0.0%	-	0.0%	-	0.0%	-	0.0%	1	50.0%	-	0.0%	-	0.0%	3
Knechtges	n/a	n/a	n/a	n/a	n/a	n/a	n/a	n/a	n/a	n/a	n/a	n/a	n/a	1	4	3	n/a	n/a	n/a	n/a	3.3	1	33.3%	-	0.0%	-	0.0%	1	33.3%	-	0.0%	-	0.0%	-	0.0%	2		
Kreyling	n/a	n/a	n/a	n/a	n/a	n/a	n/a	n/a	n/a	4	3	4	5	6	3	2	3	5	3	5	3.8	-	0.0%	1	10.0%	4	40.0%	2	20.0%	2	20.0%	1	10.0%	-	0.0%	10		
Lickert	n/a	n/a	n/a	n/a	n/a	n/a	n/a	n/a	n/a	n/a	n/a	n/a	6	6	6	n/a	n/a	n/a	n/a	n/a	6.0	-	0.0%	-	0.0%	-	0.0%	-	0.0%	-	0.0%	2	100.0%	-	0.0%	-	0.0%	2
Livemore	n/a	4	3	4	n/a	3	1	2	1	3	3	1	5	3	3	5	1	3	5	2.8	5	27.8%	-	0.0%	7	38.9%	2	11.1%	3	16.7%	-	0.0%	-	0.0%	18			
Lonneman	n/a	n/a	n/a	n/a	n/a	n/a	n/a	n/a	n/a	5	n/a	4	n/a	n/a	n/a	n/a	n/a	n/a	n/a	n/a	4.5	-	0.0%	-	0.0%	-	0.0%	1	50.0%	-	0.0%	-	0.0%	-	0.0%	2		
Metz	n/a	n/a	n/a	n/a	n/a	n/a	n/a	n/a	n/a	3	4	n/a	n/a	n/a	n/a	n/a	n/a	n/a	n/a	n/a	3.5	-	0.0%	-	0.0%	1	50.0%	1	50.0%	-	0.0%	-	0.0%	-	0.0%	2		
Meyer	n/a	n/a	n/a	n/a	n/a	n/a	n/a	n/a	n/a	2	5	3	n/a	4	n/a	n/a	n/a	n/a	n/a	n/a	3.5	-	0.0%	1	25.0%	1	25.0%	1	25.0%	-	0.0%	-	0.0%	-	0.0%	4		
McLinn	n/a	n/a	n/a	n/a	n/a	n/a	n/a	n/a	n/a	2	3	6	2	2	n/a	n/a	n/a	n/a	n/a	n/a	3.0	-	0.0%	3	60.0%	2	20.0%	-	0.0%	-	0.0%	1	20.0%	-	0.0%	4		
McNeil	3	3	2	2	n/a	n/a	n/a	n/a	n/a	n/a	n/a	n/a	n/a	n/a	n/a	n/a	n/a	n/a	n/a	n/a	2.5	-	0.0%	2	50.0%	2	50.0%	-	0.0%	-	0.0%	-	0.0%	-	0.0%	5		
J.Miller	n/a	n/a	n/a	n/a	n/a	n/a	n/a	n/a	n/a	n/a	n/a	n/a	n/a	n/a	n/a	n/a	n/a	n/a	n/a	n/a	1.5	1	50.0%	1	50.0%	-	0.0%	-	0.0%	-	0.0%	-	0.0%	-	0.0%	2		
Moore	n/a	1	2	2	1	1	3	2	4	n/a	3	1	5	6	n/a	n/a	n/a	n/a	n/a	n/a	2.6	4	33.3%	3	25.0%	2	16.7%	1	8.3%	-	0.0%	1	8.3%	-	0.0%	12		

2020 (18 weeks)							Avg. Pts. Per Week
Team		Match		Total			
1st	78.00	19.3%	295.00	21.1%	373.00	20.7%	20.72
2nd	104.50	25.9%	266.50	19.0%	371.00	20.6%	20.61
3rd	88.00	21.8%	277.00	19.8%	365.00	20.2%	20.28
4th	62.00	15.3%	286.50	20.5%	348.50	19.3%	19.36
5th	71.50	17.7%	275.00	19.6%	346.50	19.2%	19.25
6th		0.0%		0.0%		0.0%	
League	404.00		1,400.00		1,804.00		

2019 (20 weeks)							Avg. Pts. Per Week
Team		Match		Total			
1st	89.00	24.1%	329.00	20.6%	418.00	21.2%	20.90
2nd	92.00	24.9%	320.50	20.0%	412.50	20.9%	20.63
3rd	72.00	19.5%	320.00	20.0%	392.00	19.9%	19.60
4th	71.00	19.2%	312.00	19.5%	383.00	19.5%	19.15
5th	45.00	12.2%	318.50	19.9%	363.50	18.5%	18.18
6th		0.0%		0.0%		0.0%	
League	369.00		1,600.00		1,969.00		

2018 (20 weeks)							Avg. Pts. Per Week
Team		Match		Total			
1st	82.00	21.8%	333.50	17.4%	415.50	18.1%	20.78
2nd	67.50	18.0%	342.50	17.8%	410.00	17.9%	20.50
3rd	88.00	23.4%	306.50	16.0%	394.50	17.2%	19.73
4th	60.50	16.1%	324.50	16.9%	385.00	16.8%	19.25
5th	39.50	10.5%	309.50	16.1%	349.00	15.2%	17.45
6th	38.50	10.2%	303.50	15.8%	342.00	14.9%	17.10
League	376.00		1,920.00		2,296.00		

2017 (20 weeks)							Avg. Pts. Per Week
Team		Match		Total			
1st	89.50	25.9%	363.50	18.9%	453.00	20.0%	22.65
2nd	71.50	20.7%	335.00	17.4%	406.50	17.9%	20.33
3rd	40.50	11.7%	360.50	18.8%	401.00	17.7%	20.05
4th	65.00	18.8%	295.00	15.4%	360.00	15.9%	18.00
5th	49.00	14.2%	298.50	15.5%	347.50	15.3%	17.38
6th	30.50	8.8%	267.50	13.9%	298.00	13.2%	14.90
League	346.00		1,920.00		2,266.00		

2016 (19 weeks)							Avg. Pts. Per Week
Team		Match		Total			
1st	69.83	19.1%	333.00	18.5%	402.83	18.6%	21.20
2nd	90.17	24.7%	311.50	17.3%	401.67	18.6%	21.14
3rd	52.50	14.4%	316.50	17.6%	369.00	17.0%	19.42
4th	72.50	19.9%	289.00	16.1%	361.50	16.7%	19.03
5th	50.50	13.8%	278.50	15.5%	329.00	15.2%	17.32
6th	29.50	8.1%	271.50	15.1%	301.00	13.9%	15.84
League	365.00		1,800.00		2,165.00		

2015 (18 weeks)							Avg. Pts. Per Week
Team		Match		Total			
1st	121.75	26.0%	248.50	15.9%	370.25	18.3%	20.57
2nd	85.58	18.3%	270.00	17.3%	355.58	17.5%	19.75
3rd	88.25	18.9%	266.00	17.1%	354.25	17.5%	19.68
4th	42.08	9.0%	280.50	18.0%	322.58	15.9%	17.92
5th	76.58	16.4%	240.00	15.4%	316.58	15.6%	17.59
6th	53.75	11.5%	255.00	16.3%	308.75	15.2%	17.15
League	468.00		1,560.00		2,028.00		

2014 (18 weeks)							Avg. Pts. Per Week
Team		Match		Total			
1st	69.75	21.7%	306.50	17.0%	376.25	17.7%	20.90
2nd	45.00	14.0%	320.50	17.8%	365.50	17.2%	20.31
3rd	54.50	16.9%	306.00	17.0%	360.50	17.0%	20.03
4th	51.00	15.8%	308.00	17.1%	359.00	16.9%	19.94
5th	60.75	18.9%	297.00	16.5%	357.75	16.9%	19.88
6th	41.00	12.7%	262.00	14.6%	303.00	14.3%	16.83
League	322.00		1,800.00		2,122.00		

2013 (16 weeks)							Avg. Pts. Per Week
Team		Match		Total			
1st	59.00	22.5%	275.00	17.6%	334.00	18.3%	20.88
2nd	28.25	10.8%	288.50	18.5%	316.75	17.4%	19.80
3rd	47.00	17.9%	265.50	17.0%	312.50	17.2%	19.53
4th	50.00	19.1%	254.00	16.3%	304.00	16.7%	19.00
5th	40.75	15.6%	242.50	15.5%	283.25	15.5%	17.70
6th	37.00	14.1%	234.50	15.0%	271.50	14.9%	16.97
League	262.00		1,560.00		1,822.00		

2012 (17 weeks)							Avg. Pts. Per Week
Team		Match		Total			
1st	35.50	16.4%	305.00	18.2%	340.50	18.0%	20.03
2nd	53.00	24.5%	282.00	16.8%	335.00	17.7%	19.71
3rd	39.75	18.4%	294.00	17.5%	333.75	17.6%	19.63
4th	33.00	15.3%	291.00	17.3%	324.00	17.1%	19.06
5th	17.25	8.0%	266.00	15.8%	283.25	14.9%	16.66
6th	37.50	17.4%	242.00	14.4%	279.50	14.7%	16.44
League	216.00		1,680.00		1,896.00		

2011						
Team		Match		Total		
1st	35.50	23.7%	289.50	20.7%	325.00	21.0%
2nd	25.50	17.0%	286.00	20.4%	311.50	20.1%
3rd	36.50	24.3%	272.50	19.5%	309.00	19.9%
4th	23.50	15.7%	281.00	20.1%	304.50	19.6%
5th	29.00	19.3%	271.00	19.4%	300.00	19.4%
6th		0.0%		0.0%		0.0%
League	150.00		1,400.00		1,550.00	

2010						
Team		Match		Total		
1st	50.00	25.0%	296.50	21.2%	346.50	21.7%
2nd	60.00	30.0%	282.00	20.1%	342.00	21.4%
3rd	55.00	27.5%	272.00	19.4%	327.00	20.4%
4th	25.00	12.5%	273.50	19.5%	298.50	18.7%
5th	10.00	5.0%	276.00	19.7%	286.00	17.9%
6th		0.0%		0.0%		0.0%
League	200.00		1,400.00		1,600.00	

2009						
Team		Match		Total		
1st	57.50	38.3%	292.50	26.1%	350.00	27.6%
2nd	40.00	26.7%	283.50	25.3%	323.50	25.5%
3rd	27.50	18.3%	277.00	24.7%	304.50	24.0%
4th	25.00	16.7%	267.00	23.8%	292.00	23.0%
5th		0.0%		0.0%		0.0%
6th		0.0%		0.0%		0.0%
League	150.00		1,120.00		1,270.00	

2008						
	<u>Team</u>		<u>Match</u>		<u>Total</u>	
1st	47.50	31.7%	234.00	26.6%	281.50	27.3%
2nd	50.00	33.3%	211.00	24.0%	261.00	25.3%
3rd	32.50	21.7%	221.50	25.2%	254.00	24.7%
4th	20.00	13.3%	213.50	24.3%	233.50	22.7%
5th		0.0%		0.0%		0.0%
6th		0.0%		0.0%		0.0%
League	<u>150.00</u>		<u>880.00</u>		<u>1,030.00</u>	

2007						
	<u>Team</u>		<u>Match</u>		<u>Total</u>	
1st	32.50	32.5%	260.50	27.1%	293.00	27.6%
2nd	37.50	37.5%	225.50	23.5%	263.00	24.8%
3rd	17.50	17.5%	241.50	25.2%	259.00	24.4%
4th	12.50	12.5%	232.50	24.2%	245.00	23.1%
5th		0.0%		0.0%		0.0%
6th		0.0%		0.0%		0.0%
League	<u>100.00</u>		<u>960.00</u>		<u>1,060.00</u>	

2006						
	<u>Team</u>		<u>Match</u>		<u>Total</u>	
1st	25.00	25.0%	195.50	27.2%	220.50	26.9%
2nd	40.00	40.0%	180.50	25.1%	220.50	26.9%
3rd	12.50	12.5%	184.50	25.6%	197.00	24.0%
4th	22.50	22.5%	159.50	22.2%	182.00	22.2%
5th		0.0%		0.0%		0.0%
6th		0.0%		0.0%		0.0%
League	<u>100.00</u>		<u>720.00</u>		<u>820.00</u>	

2005						
	<u>Team</u>		<u>Match</u>		<u>Total</u>	
1st	40.00	26.7%	264.00	27.5%	304.00	27.4%
2nd	50.00	33.3%	246.50	25.7%	296.50	26.7%
3rd	35.00	23.3%	236.00	24.6%	271.00	24.4%
4th	25.00	16.7%	213.50	22.2%	238.50	21.5%
5th		0.0%		0.0%		0.0%
6th		0.0%		0.0%		0.0%
League	<u>150.00</u>		<u>960.00</u>		<u>1,110.00</u>	

2004						
	<u>Team</u>		<u>Match</u>		<u>Total</u>	
1st	37.50	25.0%	253.00	26.4%	290.50	26.2%
2nd	45.00	30.0%	235.00	24.5%	280.00	25.2%
3rd	40.00	26.7%	233.00	24.3%	273.00	24.6%
4th	27.50	18.3%	239.00	24.9%	266.50	24.0%
5th		0.0%		0.0%		0.0%
6th		0.0%		0.0%		0.0%
League	<u>150.00</u>		<u>960.00</u>		<u>1,110.00</u>	

2003						
	<u>Team</u>		<u>Match</u>		<u>Total</u>	
1st	32.50	21.7%	264.50	27.6%	297.00	26.8%
2nd	50.00	33.3%	238.50	24.8%	288.50	26.0%
3rd	35.00	23.3%	229.50	23.9%	264.50	23.8%
4th	32.50	21.7%	227.50	23.7%	260.00	23.4%
5th		0.0%		0.0%		0.0%
6th		0.0%		0.0%		0.0%
League	<u>150.00</u>		<u>960.00</u>		<u>1,110.00</u>	

2002						
	<u>Team</u>		<u>Match</u>		<u>Total</u>	
1st	50.00	33.3%	269.00	25.9%	319.00	26.8%
2nd	37.50	25.0%	268.50	25.8%	306.00	25.7%
3rd	37.50	25.0%	266.00	25.6%	303.50	25.5%
4th	25.00	16.7%	236.50	22.7%	261.50	22.0%
5th		0.0%		0.0%		0.0%
6th		0.0%		0.0%		0.0%
League	<u>150.00</u>		<u>1,040.00</u>		<u>1,190.00</u>	

2001						
	<u>Team</u>		<u>Match</u>		<u>Total</u>	
1st	40.00	26.7%	236.00	26.8%	276.00	26.8%
2nd	47.50	31.7%	222.50	25.3%	270.00	26.2%
3rd	42.50	28.3%	227.00	25.8%	269.50	26.2%
4th	20.00	13.3%	194.50	22.1%	214.50	20.8%
5th		0.0%		0.0%		0.0%
6th		0.0%		0.0%		0.0%
League	<u>150.00</u>		<u>880.00</u>		<u>1,030.00</u>	

LIFETIME					
	<u>Team</u>		<u>Match</u>		<u>Total</u>
1st	57.12	26.0%	282.20	23.1%	337.54 23.6%
2nd	56.03	26.9%	270.83	22.0%	324.53 22.6%
3rd	47.10	20.9%	268.63	21.9%	313.13 21.8%
4th	38.28	16.2%	258.93	20.9%	294.50 20.3%
5th	44.53	13.8%	279.32	16.8%	321.58 16.5%
6th	38.25	12.8%	262.29	15.1%	300.54 14.6%
League	<u>281.30</u>		<u>1,622.18</u>		<u>1,891.83</u>

Player Record by Event

Row Labels	Average of Net	Average of Pt For	Sum of W	Sum of L	Sum of T	Win %
BG	36.66	4.96	47	51	5	BATTLE GOLF
Almeida	35.33	5.17	3	3	-	50.0%
Bachmann	41.75	3.25	1	3	-	25.0%
Bedell	35.50	6.75	2	-	-	100.0%
Capannari	43.00	4.50	-	1	-	0.0%
Cook	38.83	3.00	-	6	-	0.0%
Crowe	38.25	4.50	1	2	1	37.5%
Duer	35.75	4.88	3	4	1	43.8%
Eiser	34.63	6.44	7	-	1	93.8%
Ethridge	37.67	4.67	2	1	-	66.7%
Freeman	37.00	5.25	1	1	-	50.0%
Goldenberg	35.40	5.50	3	2	-	60.0%
Harris	35.13	6.06	6	2	-	75.0%
Kreyling	35.00	5.88	5	2	1	68.8%
Livermore	38.13	4.19	2	6	-	25.0%
Morell	37.50	3.88	-	4	-	0.0%
Nill	38.38	4.19	2	6	-	25.0%
Nixon	39.00	2.50	-	2	-	0.0%
Rayburn	35.00	6.20	3	1	1	70.0%
Roddy	36.33	4.25	2	4	-	33.3%
Roller	35.20	6.20	4	1	-	80.0%
MP	36.37	5.17	1,081	891	164	MATCH PLAY
Almeida	37.32	5.33	103	64	19	60.5%
Bachmann	36.24	5.36	35	25	3	57.9%
Bedell	36.05	5.41	38	30	7	55.3%
Capannari	36.03	5.16	19	12	4	60.0%
Cook	35.87	5.22	66	50	7	56.5%
Crowe	37.54	4.55	12	23	2	35.1%
Duer	35.36	5.31	68	49	7	57.7%
Eiser	36.24	4.98	61	56	15	51.9%
Ethridge	34.94	5.94	23	6	2	77.4%
Freeman	37.05	4.52	10	11	1	47.7%
Goldenberg	35.76	5.41	107	66	13	61.0%
Harris	35.62	5.33	95	71	17	56.6%
Kreyling	35.55	5.13	49	46	11	51.4%
Livermore	37.36	4.95	91	96	12	48.7%
Morell	35.79	5.10	26	24	3	51.9%
Nill	36.80	5.24	104	86	15	54.4%
Nixon	36.08	5.04	19	14	3	56.9%
Rayburn	38.33	4.50	44	72	7	38.6%
Roddy	36.29	4.99	26	31	5	46.0%
Roller	35.74	5.24	85	59	11	58.4%

Player Record by Event

Row Labels	Average of Net	Average of Pt For	Sum of W	Sum of L	Sum of T	Win %
PL	35.83	5.07	39	41	4	POT LUCK
Almeida	36.50	6.25	3	1	-	75.0%
Bachmann	38.50	3.38	1	3	-	25.0%
Bedell	36.67	5.17	1	2	-	33.3%
Capannari	32.00	5.67	2	1	-	66.7%
Cook	36.33	5.17	3	3	-	50.0%
Crowe	37.75	4.25	-	3	1	12.5%
Duer	35.25	4.50	1	3	-	25.0%
Eiser	35.20	5.40	4	1	-	80.0%
Ethridge	38.50	3.25	-	2	-	0.0%
Freeman	40.00	2.75	-	2	-	0.0%
Goldenberg	35.33	5.33	3	2	1	58.3%
Harris	34.00	5.75	3	1	-	75.0%
Kreyling	36.33	5.75	4	2	-	66.7%
Livermore	33.20	5.70	2	3	-	40.0%
Morell	35.00	5.70	4	1	-	80.0%
Nill	38.20	4.70	2	3	-	40.0%
Nixon	34.50	4.25	1	1	-	50.0%
Rayburn	35.83	5.08	2	3	1	41.7%
Roddy	33.67	5.00	1	2	-	33.3%
Roller	35.60	5.10	2	2	1	50.0%
USO	40.96	5.03	36	34	7	US OPEN
Almeida	42.00	4.75	2	2	-	50.0%
Bachmann	46.40	4.70	1	3	1	30.0%
Bedell	43.00	4.83	-	1	2	33.3%
Capannari	38.00	5.75	1	-	1	75.0%
Cook	41.25	4.75	1	3	-	25.0%
Crowe	46.50	2.63	-	4	-	0.0%
Duer	38.25	4.88	2	1	1	62.5%
Eiser	39.60	6.10	3	-	2	80.0%
Ethridge	46.00	4.17	1	2	-	33.3%
Freeman	38.00	4.50	1	1	-	50.0%
Goldenberg	37.20	6.10	4	1	-	80.0%
Harris	37.00	6.00	4	1	-	80.0%
Kreyling	40.25	4.38	1	3	-	25.0%
Livermore	42.25	4.13	2	2	-	50.0%
Morell	41.00	3.75	-	4	-	0.0%
Nill	42.80	5.20	3	2	-	60.0%
Nixon	40.00	6.00	2	-	-	100.0%
Rayburn	36.25	7.50	4	-	-	100.0%
Roddy	42.00	4.25	1	3	-	25.0%
Roller	40.25	5.75	3	1	-	75.0%
Grand Total	36.51	5.15	1,203	1,017	180	

Player Points by Course by Year

Sum of Pt For	Column Labels																					
Row Labels	1	2	3	4	5	6	7	8	9	10	11	12	13	14	15	16	17	18	19	20	Grand Total	
Almeida	12.0	46.5	25.0	18.5	55.5	40.0	51.5	64.0	52.5	56.0	56.0	64.0	59.5	51.5	75.5	36.5	82.5	90.0	65.5	63.0	1,065.5	
FF																		2.5			2.5	
PB		4.0	6.5	13.0	19.0	20.0	21.0	23.5	10.5	5.5	18.5	15.5	10.5	13.0	24.5	5.5	16.0	23.0	7.0	10.0	266.5	
PF	12.0	19.0	13.5	5.5	13.5	9.5	13.0	16.5	13.0	24.0	11.0	15.0	4.0	12.5	6.5	9.0	25.0	23.0	7.0	22.0	274.5	
WB									9.0	12.5	9.5	17.5	15.0	16.5	28.5	8.5	27.0	15.0	26.5	15.5	201.0	
WF		23.5	5.0		23.0	10.5	17.5	24.0	20.0	14.0	17.0	16.0	30.0	9.5	16.0	13.5	14.5	26.5	25.0	15.5	321.0	
Bachmann												10.0	37.0	66.5	34.0	64.5	50.5	44.5	52.5	28.0	387.5	
FF																		3.0			3.0	
PB											5.0	5.5	26.5	12.0	4.0	15.0	13.5	7.5	10.5		99.5	
PF											5.0		10.0	11.5	24.5	15.5	18.5	10.5	8.0		103.5	
WB													12.0	11.5	7.0	20.5	15.0	5.0	20.0	9.5	100.5	
WF													19.5	18.5	3.5	15.5	5.0	4.5	14.5		81.0	
Bedell										61.0	82.0	63.5	55.0					69.5	53.5	64.5	449.0	
PB										16.5	20.0	17.0	9.0					7.0	20.5	12.5	102.5	
PF										17.5	25.5	14.0	11.0					22.0	5.0	26.5	121.5	
WB										18.0	20.0	22.5	16.0					18.0	15.5	9.5	119.5	
WF										9.0	16.5	10.0	19.0					22.5	12.5	16.0	105.5	
Capannari																		73.0	73.0	67.5	213.5	
FF																		3.5			3.5	
PB																		20.5	16.0	20.5	57.0	
PF																		24.5	14.0	18.5	57.0	
WB																		11.0	18.5	16.0	45.5	
WF																		13.5	24.5	12.5	50.5	
Cook										75.5	63.5	79.5	50.0	48.0	51.0	49.5	90.0	76.5	72.0	54.5	710.0	
FF																		5.5			5.5	
PB										18.5	19.5	16.5		18.5	13.5	9.0	24.0	17.5	16.5	17.0	170.5	
PF										26.0	12.5	18.0	12.0	9.5	6.0	16.0	26.5	12.0	10.5	13.5	162.5	
WB										23.5	18.5	27.5	17.0	15.0	16.0	16.0	19.5	15.5	15.5	10.5	194.5	
WF										7.5	13.0	17.5	21.0	5.0	15.5	8.5	20.0	26.0	29.5	13.5	177.0	
Crowe																		40.5	62.0	61.5	50.0	214.0
FF																		2.0			2.0	
PB																	10.5	20.5	24.5	11.5	67.0	
PF																	9.5	20.5	3.0	18.0	51.0	
WB																	8.5	6.5	11.0	11.0	37.0	
WF																	12.0	12.5	23.0	9.5	57.0	
Duer									6.0	70.0	49.0	64.0	61.0	74.0	67.5	64.0	78.5	68.0	60.5	73.0	735.5	
FF																		3.5			3.5	
PB										16.5	15.5	11.0	9.5	24.5	20.0	20.0	20.0	16.0	25.0	28.0	206.0	
PF										17.5	17.5	14.5	9.0	16.0	13.0	18.0	28.0	21.5	2.5	14.5	172.0	
WB										20.5		21.5	19.5	17.5	23.5	14.5	17.5	15.5	16.0	18.0	184.0	
WF									6.0	15.5	16.0	17.0	23.0	16.0	11.0	11.5	13.0	11.5	17.0	12.5	170.0	
Eiser									2.0	59.5	66.5	52.0	56.0	86.5	70.5	68.0	71.0	77.0	90.0	68.0	767.0	
FF																		5.0			5.0	
PB										10.5	17.0	12.0	7.5	18.5	27.5	6.5	16.5	23.0	24.0	13.5	176.5	
PF										23.5	21.0	16.0	11.5	19.0	7.0	23.5	22.0	14.5	14.0	21.0	193.0	
WB										9.5	12.5	10.5	19.0	24.0	23.5	23.5	23.5	14.0	24.5	17.5	202.0	
WF									2.0	16.0	16.0	13.5	18.0	25.0	12.5	14.5	9.0	20.5	27.5	16.0	190.5	
Ethridge																		71.0	61.0	85.0	217.0	
FF																		7.5			7.5	
PB																		13.0	20.0	28.5	61.5	
PF																		22.5	6.0	24.5	53.0	

Player Points by Course by Year

Sum of Pt For	Column Labels																				
Row Labels	1	2	3	4	5	6	7	8	9	10	11	12	13	14	15	16	17	18	19	20	Grand Total
WB																		5.5	12.5	18.5	36.5
WF																		22.5	22.5	13.5	58.5
Goldenberg	28.5	54.5	53.5	48.5	42.5	35.0	39.0	35.5	59.5	63.5	54.0	59.0	55.0	72.5	61.5	48.0	73.5	66.5	71.5	74.5	1,096.0
FF																		6.5			6.5
PB	21.5	7.0	15.5	26.5	13.0	17.5	20.5	13.0	9.0	12.0	16.0	18.0	12.0	24.0	26.0	4.0	16.5	8.0	16.5	17.0	313.5
PF	7.0	21.0	31.5	13.5	19.5	10.5	12.5	4.5	9.5	22.0	24.5	14.5	6.5	6.5	2.5	16.0	26.0	20.0	14.0	17.5	299.5
WB									24.5	27.0	7.0	12.0	25.5	19.5	20.0	14.0	13.0	19.0	25.0	20.0	226.5
WF		26.5	6.5	8.5	10.0	7.0	6.0	18.0	16.5	2.5	6.5	14.5	11.0	22.5	13.0	14.0	18.0	13.0	16.0	20.0	250.0
Harris				35.0	62.0	51.0	61.5	61.0	72.5	81.5	83.5	47.5	45.0	84.0	66.5	72.0	73.5	49.5	65.0	66.5	1,077.5
PB				16.0	16.5	14.0	29.0	20.5	17.0	18.0	24.5	10.0	11.5	15.0	21.0	16.5	16.5	12.0	25.0	17.5	300.5
PF				9.5	19.5	13.0	16.5	19.0	18.0	20.5	24.0	14.0	5.0	15.5	13.5	24.5	23.0	13.5	12.0	16.5	277.5
WB									21.0	23.0	18.0	15.0	16.5	29.0	14.0	25.0	16.0	13.0	14.5	13.5	218.5
WF				9.5	26.0	24.0	16.0	21.5	16.5	20.0	17.0	8.5	12.0	24.5	18.0	6.0	18.0	11.0	13.5	19.0	281.0
Kreyling											47.0	60.5	47.5	73.5	49.5	60.5	78.5	82.5	68.0	75.5	643.0
PB											13.5	8.0	9.0	14.0	8.5	11.0	17.0	23.5	23.0	22.0	149.5
PF											12.0	11.5	6.5	19.0	11.5	21.0	27.5	22.0	11.5	23.5	166.0
WB											8.0	21.5	15.5	19.5	16.0	14.5	20.0	15.0	14.5	10.5	155.0
WF											13.5	19.5	16.5	21.0	13.5	14.0	14.0	22.0	19.0	19.5	172.5
Livermore		43.0	42.5	60.0		46.5	72.0	3.5	75.5	68.0	45.0	80.0	48.5	61.5	63.5	67.5	62.0	101.0	62.5	62.0	1,064.5
FF																		8.0			8.0
PB		6.0	4.5	24.0		16.5	37.5		16.5	18.5	23.0	16.5	9.5	9.0	27.5	17.5	18.0	21.0	17.5	16.0	299.0
PF		16.5	19.5	20.5		19.0	18.5	3.5	18.0	18.5	5.5	16.5	6.0	14.0	7.5	21.0	17.0	22.0	12.5	18.5	274.5
WB									19.5	18.0	6.5	18.0	18.5	28.0	11.0	16.0	11.0	22.5	9.0	11.5	189.5
WF		20.5	18.5	15.5		11.0	16.0		21.5	13.0	10.0	29.0	14.5	10.5	17.5	13.0	16.0	27.5	23.5	16.0	293.5
Morell																43.5	82.5	72.0	62.5	69.0	329.5
FF																		4.5			4.5
PB																6.5	19.0	14.0	10.0	21.0	70.5
PF																20.0	24.0	25.5	10.0	24.5	104.0
WB																6.5	21.5	15.0	22.0	10.0	75.0
WF																10.5	18.0	13.0	20.5	13.5	75.5
Neill	48.5	65.0	44.5	50.0	28.5	34.0	59.5	49.0	50.5	54.5	39.5	77.0	50.0	80.5	65.5	62.0	96.0	74.0	66.0	62.0	1,156.5
FF																		5.0			5.0
PB	27.0	14.0	13.5	20.0	6.0	14.5	28.5	24.0	5.5	16.0	10.5	17.0	6.0	22.0	17.5	13.0	25.0	18.5	25.5	19.5	343.5
PF	16.0	22.5	11.5	16.5	7.5	16.0	19.0	2.5	10.5	2.5	11.0	15.0	8.0	15.5	10.0	14.5	31.0	16.5	7.0	18.0	271.0
WB										12.5	19.0	12.0	23.5	12.0	24.5	22.0	19.0	24.0	15.5	13.0	210.5
WF	5.5	28.5	19.5	13.5	15.0	3.5	12.0	22.5	22.0	17.0	6.0	21.5	24.0	18.5	16.0	15.5	16.0	18.5	20.5	11.0	326.5
Nixon		8.0		17.5	10.0	3.0		7.0	5.5			7.0	6.5		4.0	7.0	6.0		60.5	65.0	207.0
PB				13.5	4.0				5.5											18.0	60.5
PF								7.0									6.0		10.5	21.0	44.5
WB																7.0			17.0	16.0	40.0
WF		8.0		4.0	6.0	3.0						7.0	6.5		4.0				15.0	8.5	62.0
Rayburn						15.5	12.0	41.0	47.0	30.0	53.0	26.0	17.5	43.5	54.5	50.0	79.5	58.5	64.5	52.5	645.0
FF																		8.0			8.0
PB						5.5	6.0	4.0	4.5	13.5	12.0		2.5	11.0	9.0	11.5	20.0	17.0	21.0	14.5	152.0
PF						8.5		14.0	10.0	13.0	25.0	11.0	6.0	7.0	13.0	12.5	24.0	15.5	6.0	11.5	177.0
WB									17.0		7.0	4.0	4.0	10.5	22.0	14.0	29.5	2.5	22.5	11.0	144.0
WF					1.5	6.0	23.0	15.5	3.5	9.0	11.0	5.0	15.0	10.5	12.0	6.0	15.5	15.0	15.5	15.5	164.0
Roddy														28.5	43.0	43.0	66.0	81.0	56.5	49.0	367.0
FF																		6.5			6.5
PB														19.5	17.0	15.0	29.0	20.0	15.0	12.5	128.0
PF														3.0		3.0	21.0	18.5	6.5	12.0	64.0

Player Points by Course by Year

Sum of Pt For	Column Labels																				
Row Labels	1	2	3	4	5	6	7	8	9	10	11	12	13	14	15	16	17	18	19	20 Grand Total	
WB														3.0	17.0	15.0	5.5	20.0	13.0	12.0	85.5
WF														3.0	9.0	10.0	10.5	16.0	22.0	12.5	83.0

Player Points by Course by Year

Sum of Pt For	Column Labels																				
Row Labels	1	2	3	4	5	6	7	8	9	10	11	12	13	14	15	16	17	18	19	20	Grand Total
Roller							65.0	61.5	73.0	66.5	64.5	65.0	61.0	69.0	63.0	75.0	36.0	81.0	50.5	61.0	892.0
FF																		7.0			7.0
PB							34.0	22.5	13.5	11.0	22.0	14.0	13.5	17.5	17.0	17.0	11.5	18.0	14.0	11.0	236.5
PF							15.0	21.0	18.0	15.0	15.0	11.0	13.5	16.5	10.0	18.0	7.0	22.0	4.5	23.0	209.5
WB									15.0	19.5	12.5	17.5	16.5	17.0	23.5	26.5	12.0	12.5	21.0	13.0	206.5
WF							16.0	18.0	26.5	21.0	15.0	22.5	17.5	18.0	12.5	13.5	5.5	21.5	11.0	14.0	232.5
Freeman																			59.5	65.0	124.5
PB																			11.5	20.5	32.0
PF																			11.0	13.5	24.5
WB																			16.0	14.5	30.5
WF																			21.0	16.5	37.5
Grand Total	89.0	217.0	165.5	229.5	198.5	225.0	360.5	322.5	444.0	686.0	703.5	755.0	649.5	839.5	769.5	811.0	1,066.5	1,297.5	1,276.5	1,255.5	12,361.5

Player Average Points by Course by Year

Average of Pt For	Column Labels																				
Row Labels	1	2	3	4	5	6	7	8	9	10	11	12	13	14	15	16	17	18	19	20	Grand Total
Almeida	4.00	4.65	4.17	6.17	5.55	5.71	5.72	5.82	5.83	5.09	4.67	4.92	5.41	4.68	5.81	5.21	5.89	5.63	5.46	5.25	5.33
FF																		2.50			2.50
PB		4.00	3.25	6.50	6.33	6.67	5.25	5.88	5.25	5.50	4.63	5.17	5.25	4.33	6.13	5.50	4.00	5.75	3.50	5.00	5.23
PF	4.00	4.75	4.50	5.50	4.50	4.75	6.50	5.50	6.50	6.00	3.67	5.00	4.00	4.17	3.25	4.50	6.25	5.75	3.50	5.50	4.99
WB									4.50	4.17	4.75	4.38	3.75	5.50	7.13	4.25	6.75	5.00	6.63	5.17	5.29
WF		4.70	5.00		5.75	5.25	5.83	6.00	6.67	4.67	5.67	5.33	7.50	4.75	5.33	6.75	7.25	6.63	6.25	5.17	5.84
Bachmann											5.00	4.63	6.05	4.25	5.86	4.59	4.94	4.77	5.60	5.10	
FF																		3.00			3.00
PB											5.00	2.75	6.63	4.00	4.00	5.00	6.75	3.75	5.25	4.98	
PF											5.00		5.00	5.75	6.13	5.17	4.63	5.25	8.00	5.45	
WB												6.00	5.75	3.50	6.83	5.00	5.00	5.00	4.75	5.29	
WF												4.88	6.17	3.50	5.17	2.50	4.50	4.83	4.76		
Bedell									5.08	5.86	5.29	5.50						5.35	5.35	5.38	5.41
PB									5.50	5.00	5.67	4.50						3.50	5.13	4.17	4.88
PF									4.38	6.38	4.67	5.50						5.50	5.00	6.63	5.52
WB									6.00	6.67	5.63	5.33						6.00	5.17	4.75	5.69
WF									4.50	5.50	5.00	6.33						5.63	6.25	5.33	5.55
Capannari																		5.21	5.21	5.19	5.21
FF																		3.50			3.50
PB																		5.13	5.33	5.13	5.18
PF																		6.13	7.00	4.63	5.70
WB																		5.50	4.63	5.33	5.06
WF																		4.50	4.90	6.25	5.05
Cook									5.81	5.77	5.68	5.56	4.36	4.25	4.13	5.63	5.10	5.14	4.54	5.11	
FF																		5.50			5.50
PB									6.17	6.50	5.50		6.17	4.50	4.50	6.00	4.38	4.13	5.67	5.33	
PF									6.50	4.17	6.00	6.00	4.75	3.00	4.00	5.30	4.00	5.25	3.38	4.78	
WB									5.88	6.17	6.88	5.67	3.75	4.00	4.00	4.88	5.17	5.17	5.25	5.12	
WF									3.75	6.50	4.38	5.25	2.50	5.17	4.25	6.67	6.50	5.90	4.50	5.21	
Crowe																	3.12	4.43	5.59	4.55	4.37
FF																		2.00			2.00
PB																	3.50	5.13	6.13	5.75	5.15
PF																	3.17	5.13	3.00	6.00	4.64
WB																	2.13	3.25	3.67	3.67	3.08
WF																	4.00	4.17	7.67	3.17	4.75
Duer								6.00	5.00	4.90	5.33	5.08	5.69	5.63	5.33	5.23	4.86	5.50	5.21	5.25	
FF																		3.50			3.50
PB									5.50	5.17	5.50	4.75	6.13	5.00	6.67	5.00	5.33	6.25	7.00	5.72	
PF									4.38	4.38	4.83	4.50	5.33	6.50	6.00	5.60	5.38	2.50	3.63	4.91	
WB									5.13	5.38	4.88	5.83	5.88	4.83	5.83	5.83	5.17	5.33	6.00	5.41	
WF								6.00	5.17	5.33	5.67	5.75	5.33	5.50	3.83	4.33	3.83	5.67	4.17	5.00	

Player Average Points by Course by Year

Average of Pt For	Column Labels																					
Row Labels	1	2	3	4	5	6	7	8	9	10	11	12	13	14	15	16	17	18	19	20	Grand Total	
Eiser									2.00	4.25	5.54	4.00	5.09	5.77	5.42	5.23	5.07	4.81	6.00	5.23	5.11	
FF																		5.00			5.00	
PB										3.50	5.67	4.00	3.75	4.63	6.88	3.25	5.50	5.75	6.00	4.50	5.04	
PF										5.88	5.25	5.33	5.75	6.33	3.50	5.88	4.40	3.63	7.00	5.25	5.22	
WB										2.38	6.25	3.50	6.33	6.00	5.88	5.88	5.88	4.67	6.13	5.83	5.32	
WF									2.00	5.33	5.33	3.38	4.50	6.25	4.17	4.83	4.50	5.13	5.50	5.33	4.88	
Ethridge																		4.73	5.55	6.54	5.56	
FF																		7.50			7.50	
PB																		3.25	6.67	7.13	5.59	
PF																		5.63	6.00	6.13	5.89	
WB																		2.75	4.17	6.17	4.56	
WF																		5.63	5.63	6.75	5.85	
Goldenberg	7.13	6.06	6.69	5.39	6.07	5.00	4.33	5.07	5.41	5.29	5.40	5.90	5.50	5.58	5.59	4.36	4.90	5.54	5.50	5.32	5.43	
FF																		6.50			6.50	
PB	7.17	3.50	7.75	6.63	6.50	5.83	4.10	4.33	4.50	4.00	5.33	6.00	6.00	6.00	6.50	4.00	4.13	4.00	5.50	4.25	5.31	
PF	7.00	7.00	6.30	4.50	6.50	3.50	6.25	4.50	4.75	5.50	6.13	7.25	6.50	6.50	2.50	5.33	5.20	5.00	7.00	4.38	5.55	
WB										6.13	6.75	3.50	6.00	6.38	4.88	5.00	3.50	4.33	6.33	6.25	6.67	
WF		6.63	6.50	4.25	5.00	7.00	3.00	6.00	5.50	2.50	6.50	4.83	3.67	5.63	6.50	4.67	6.00	6.50	4.00	6.67	5.32	
Harris				4.38	5.17	6.38	5.13	5.55	5.18	5.82	5.96	4.75	4.09	6.00	5.54	6.00	5.25	5.50	5.42	5.12	5.39	
PB				4.00	5.50	7.00	4.83	5.13	5.67	6.00	6.13	5.00	5.75	5.00	5.25	5.50	5.50	4.00	6.25	4.38	5.27	
PF				4.75	4.88	4.33	5.50	6.33	6.00	5.13	6.00	4.67	2.50	5.17	6.75	6.13	4.60	6.75	6.00	5.50	5.34	
WB									5.25	5.75	6.00	5.00	5.50	7.25	4.67	6.25	5.33	6.50	7.25	4.50	5.75	
WF				4.75	5.20	8.00	5.33	5.38	4.13	6.67	5.67	4.25	3.00	6.13	6.00	6.00	6.00	5.50	3.38	6.33	5.30	
Kreyling											4.70	5.04	4.75	5.25	4.13	5.04	5.61	5.50	6.18	5.39	5.19	
PB											4.50	4.00	4.50	4.67	2.83	3.67	5.67	5.88	5.75	5.50	4.82	
PF											6.00	3.83	6.50	6.33	5.75	5.25	6.88	5.50	5.75	5.88	5.72	
WB											4.00	5.38	5.17	4.88	4.00	4.83	5.00	5.00	7.25	3.50	4.84	
WF											4.50	6.50	4.13	5.25	4.50	7.00	4.67	5.50	6.33	6.50	5.39	
Livermore		3.91	3.86	5.00		5.81	6.00	3.50	5.39	4.86	4.50	5.71	4.04	5.13	5.29	4.82	4.13	6.31	4.46	4.43	4.93	
FF																		8.00			8.00	
PB		6.00	2.25	4.80		5.50	6.25		5.50	6.17	5.75	5.50	4.75	4.50	6.88	5.83	4.50	5.25	4.38	4.00	5.25	
PF		5.50	3.90	5.13		6.33	6.17	3.50	6.00	4.63	2.75	5.50	3.00	4.67	3.75	5.25	3.40	5.50	6.25	4.63	4.82	
WB										4.88	4.50	6.50	4.50	4.63	7.00	3.67	4.00	3.67	7.50	3.00	3.83	
WF		2.93	4.63	5.17		5.50	5.33		5.38	4.33	3.33	7.25	3.63	3.50	5.83	4.33	5.33	6.88	4.70	5.33	4.81	
Morell																		4.35	5.50	5.14	4.81	4.99
FF																		4.50			4.50	
PB																	6.50	6.33	3.50	3.33	5.25	
PF																	5.00	4.80	6.38	5.00	6.13	
WB																	3.25	5.38	7.50	5.50	3.33	
WF																	3.50	6.00	4.33	5.13	4.50	

Player Average Points by Course by Year

Average of Pt For	Column Labels																				
Row Labels	1	2	3	4	5	6	7	8	9	10	11	12	13	14	15	16	17	18	19	20	Grand Total
Neill	4.85	5.91	4.94	5.00	3.56	4.86	5.95	5.44	4.21	5.45	4.39	5.50	5.56	5.75	5.46	4.77	6.00	4.93	5.08	5.17	5.19
FF																		5.00			5.00
PB	4.50	7.00	4.50	5.00	3.00	4.83	5.70	6.00	2.75	5.33	3.50	5.67	6.00	5.50	5.83	4.33	6.25	4.63	6.38	6.50	5.20
PF	5.33	5.63	5.75	5.50	3.75	5.33	6.33	2.50	3.50	2.50	5.50	5.00	4.00	5.17	5.00	4.83	6.20	5.50	7.00	4.50	5.11
WB									4.17	6.33	4.00	5.88	6.00	6.13	5.50	4.75	6.00	5.17	3.25	6.75	5.26
WF	5.50	5.70	4.88	4.50	3.75	3.50	6.00	5.63	5.50	5.67	6.00	5.38	6.00	6.17	5.33	5.17	5.33	4.63	5.13	3.67	5.18
Nixon		8.00		4.38	5.00	3.00		3.50	5.50			7.00	6.50		4.00	7.00	6.00		5.04	4.64	4.93
PB				4.50	4.00				5.50										4.50	4.88	4.65
PF								3.50									6.00		5.25	5.25	4.94
WB																7.00			5.67	5.33	5.71
WF		8.00		4.00	6.00	3.00						7.00	6.50		4.00				5.00	2.83	4.77
Rayburn						3.88	3.00	5.86	5.88	5.00	4.82	4.33	3.50	3.63	4.54	5.00	5.30	4.88	4.61	4.38	4.67
FF																		8.00			8.00
PB						5.50	3.00	4.00	4.50	6.75	4.00		2.50	3.67	3.00	5.75	5.00	5.67	5.25	3.63	4.47
PF						4.25		4.67	5.00	4.33	6.25	5.50	6.00	3.50	6.50	4.17	4.80	5.17	3.00	3.83	4.78
WB									5.67		3.50	4.00	4.00	3.50	5.50	7.00	7.38	2.50	5.63	5.50	5.33
WF					1.50	3.00	7.67	7.75	3.50	4.50	3.67	2.50	3.75	3.50	4.00	3.00	3.88	3.75	5.17		4.21
Roddy														4.75	5.38	4.30	5.50	5.40	4.35	4.45	4.89
FF																		6.50			6.50
PB													6.50	5.67	5.00	7.25	5.00	3.75	4.17		5.33
PF													3.00		3.00	5.25	4.63	3.25	4.00		4.27
WB													3.00	5.67	3.75	5.50	6.67	4.33	6.00		5.03
WF													3.00	4.50	5.00	3.50	5.33	5.50	4.17		4.61
Roller							5.42	5.59	5.62	5.12	4.96	5.91	5.55	4.93	5.25	6.25	5.14	5.40	4.21	4.69	5.28
FF																		7.00			7.00
PB							5.67	5.63	6.75	5.50	5.50	7.00	6.75	4.38	5.67	5.67	5.75	4.50	4.67	3.67	5.38
PF							5.00	7.00	6.00	3.75	3.75	5.50	6.75	5.50	5.00	6.00	3.50	5.50	2.25	5.75	5.11
WB									3.75	4.88	6.25	5.83	5.50	5.67	5.88	6.63	6.00	4.17	5.25	4.33	5.29
WF							5.33	4.50	6.63	7.00	5.00	5.63	4.38	4.50	4.17	6.75	5.50	7.17	3.67	4.67	5.28
Freeman																			4.25	4.64	4.45
PB																			2.88	5.13	4.00
PF																			5.50	3.38	4.08
WB																			4.00	4.83	4.36
WF																			5.25	5.50	5.36
Grand Total	5.24	5.17	4.87	4.99	5.09	5.36	5.30	5.47	5.29	5.16	5.17	5.24	5.00	5.25	5.13	5.07	5.15	5.21	5.11	5.02	5.15

Player Average Score by Hole by Course (lifetime)

Year (All)

Row Labels	Average of 1/10	Average of 2/11	Average of 3/12	Average of 4/13	Average of 5/14	Average of 6/15	Average of 7/16	Average of 8/17	Average of 9/18	Average of Gross	Average of Net	Average of Pt For
Almeida												
PB	4.98	5.35	5.61	4.47	5.39	5.98	6.08	6.14	5.02	49.02	37.61	5.23
PF	5.24	5.20	4.76	5.55	4.35	5.27	5.16	4.91	6.33	46.76	35.13	4.99
WB	6.50	4.11	7.05	6.26	6.16	6.58	6.08	4.34	7.13	54.21	40.26	5.29
WF	5.89	3.98	5.20	6.31	4.15	6.75	5.69	5.82	6.84	50.62	37.16	5.84
FF	9.00	6.00	8.00	5.00	7.00	7.00	4.00	6.00	7.00	59.00	44.00	2.50
Almeida Total	5.61	4.70	5.55	5.62	4.92	6.12	5.71	5.37	6.29	49.88	37.34	5.33
Bachmann												
PB	4.90	5.30	5.95	4.35	5.40	5.95	6.25	6.40	5.10	49.60	37.45	4.98
PF	5.11	5.42	4.37	5.53	4.47	5.53	4.58	4.63	6.42	46.05	33.84	5.45
WB	6.53	4.53	7.58	6.05	5.95	6.05	6.63	4.26	7.32	54.89	40.11	5.29
WF	6.53	4.53	5.65	5.88	4.41	7.00	6.06	5.71	7.24	53.00	38.00	4.76
FF	4.00	5.00	6.00	5.00	8.00	6.00	5.00	5.00	6.00	50.00	36.00	3.00
Bachmann Total	5.71	4.96	5.89	5.42	5.12	6.11	5.87	5.25	6.47	50.80	37.32	5.10
Bedell												
PB	4.67	4.90	5.48	4.90	5.43	5.48	6.05	5.95	4.48	47.33	37.14	4.88
PF	4.91	5.05	4.77	5.32	4.18	4.68	4.50	4.45	5.91	43.77	34.45	5.52
WB	5.52	4.33	7.00	5.10	5.29	5.90	5.67	3.71	6.48	49.00	37.33	5.69
WF	6.37	3.74	4.95	6.00	4.21	5.74	4.89	5.21	6.68	47.79	36.42	5.55
Bedell Total	5.34	4.53	5.55	5.31	4.78	5.43	5.28	4.82	5.87	46.92	36.31	5.41
Capannari												
PB	5.73	5.73	6.18	4.91	6.27	6.55	6.64	6.82	6.18	55.00	38.18	5.18
PF	5.80	5.60	4.70	6.00	4.60	4.50	5.60	5.00	6.70	48.50	32.50	5.70
WB	7.33	4.89	7.67	6.22	5.89	6.89	7.00	4.78	7.00	57.67	37.78	5.06
WF	6.30	4.70	5.80	6.00	5.50	6.80	6.60	6.20	7.00	54.90	35.10	5.05
FF	7.00	6.00	7.00	7.00	8.00	8.00	7.00	6.00	8.00	64.00	40.00	3.50
Capannari Total	6.27	5.27	6.07	5.78	5.63	6.22	6.46	5.76	6.73	54.20	36.00	5.21
Cook												
PB	4.19	4.91	4.84	4.00	4.63	4.97	5.41	5.31	4.75	43.00	35.88	5.33
PF	4.59	4.88	4.21	4.82	3.79	4.26	4.47	4.24	5.85	41.12	33.79	4.78
WB	5.39	3.79	6.68	5.50	5.39	5.26	5.42	3.61	6.34	47.39	38.97	5.12
WF	5.24	3.76	4.82	5.03	3.71	5.82	4.76	4.79	6.15	44.09	35.59	5.21
FF	8.00	7.00	4.00	5.00	6.00	5.00	3.00	5.00	6.00	49.00	40.00	5.50
Cook Total	4.90	4.33	5.18	4.87	4.42	5.09	5.01	4.45	5.81	44.05	36.17	5.11
Crowe												
PB	5.08	5.00	5.85	4.38	5.46	5.15	6.15	6.31	4.85	48.23	37.54	5.15
PF	4.91	5.27	4.91	5.91	4.00	4.82	4.64	4.55	7.00	46.00	35.82	4.64
WB	6.25	4.58	7.42	6.75	6.33	6.50	6.33	3.92	7.50	55.58	43.00	3.08
WF	6.17	4.17	5.67	5.67	3.75	6.17	5.42	5.42	6.67	49.08	36.50	4.75
FF	6.00	7.00	7.00	4.00	5.00	8.00	8.00	7.00	5.00	57.00	43.00	2.00
Crowe Total	5.61	4.80	6.00	5.61	4.92	5.71	5.71	5.12	6.43	49.92	38.35	4.37

Player Average Score by Hole by Course (lifetime)

Year (All)

Row Labels	Average of 1/10	Average of 2/11	Average of 3/12	Average of 4/13	Average of 5/14	Average of 6/15	Average of 7/16	Average of 8/17	Average of 9/18	Average of Gross	Average of Net	Average of Pt For
Duer												
PB	4.22	4.53	4.94	3.72	4.72	4.83	5.17	5.39	4.42	41.94	35.19	5.72
PF	4.49	4.63	4.00	4.91	3.86	4.63	4.37	4.26	5.60	40.74	34.09	4.91
WB	5.00	3.85	6.09	5.21	4.97	5.06	5.09	3.62	6.03	44.91	36.79	5.41
WF	4.94	3.76	4.74	5.32	3.74	5.79	5.06	4.59	5.94	43.88	35.68	5.00
FF	8.00	5.00	6.00	6.00	4.00	6.00	4.00	5.00	7.00	51.00	41.00	3.50
Duer Total	4.68	4.21	4.94	4.79	4.32	5.08	4.91	4.48	5.49	42.90	35.46	5.25
Eiser												
PB	4.49	4.91	5.26	3.97	4.94	5.43	5.23	5.91	4.71	44.86	36.94	5.04
PF	4.54	4.84	4.30	5.32	3.89	4.59	4.32	4.43	5.65	41.89	34.03	5.22
WB	5.66	4.00	6.39	5.37	5.37	5.34	5.63	3.71	6.18	47.66	37.92	5.32
WF	5.74	3.90	4.74	5.44	3.82	5.85	5.00	5.08	6.13	45.69	36.18	4.88
FF	5.00	5.00	5.00	5.00	4.00	4.00	5.00	4.00	5.00	42.00	31.00	5.00
Eiser Total	5.13	4.40	5.17	5.05	4.49	5.30	5.05	4.76	5.69	45.03	36.23	5.11
Ethridge												
PB	4.91	6.09	7.18	5.09	5.91	6.64	6.73	7.18	6.00	55.73	35.64	5.59
PF	5.67	6.67	5.56	5.89	4.11	5.33	4.89	5.00	7.11	50.22	32.78	5.89
WB	7.25	5.50	10.13	7.38	7.00	8.38	7.75	5.00	8.25	66.63	42.88	4.56
WF	7.00	4.80	5.70	6.30	5.20	7.70	7.00	7.30	8.00	59.00	34.30	5.85
FF	8.00	7.00	8.00	7.00	8.00	7.00	4.00	10.00	6.00	65.00	38.00	7.50
Ethridge Total	6.18	5.79	7.05	6.10	5.59	6.97	6.51	6.33	7.23	57.77	36.18	5.56
Freeman												
PB	5.00	4.63	5.75	4.13	5.13	5.75	6.00	6.50	5.38	48.25	37.75	4.00
PF	5.33	5.00	4.83	4.83	4.33	4.83	4.83	5.00	6.00	45.00	35.83	4.08
WB	6.71	4.00	6.71	5.86	5.86	5.86	6.29	4.00	6.71	52.00	39.29	4.36
WF	5.29	4.29	4.71	5.71	4.71	6.14	5.29	5.43	6.71	48.29	36.14	5.36
Freeman Total	5.57	4.46	5.54	5.11	5.04	5.68	5.64	5.29	6.18	48.50	37.32	4.45
Goldenberg												
PB	4.29	4.36	4.88	3.85	4.47	4.83	5.02	5.12	4.17	40.98	36.37	5.31
PF	4.52	4.48	3.85	4.52	3.59	4.17	4.24	4.30	5.07	38.74	34.02	5.55
WB	5.05	3.59	5.54	4.93	4.83	4.90	5.17	3.54	5.71	43.24	36.93	5.52
WF	4.89	3.53	4.60	5.00	3.68	5.30	4.45	4.62	5.57	41.64	36.02	5.32
FF	5.00	5.00	6.00	6.00	4.00	5.00	3.00	4.00	6.00	44.00	37.00	6.50
Goldenberg Total	4.65	4.04	4.68	4.52	4.12	4.78	4.70	4.46	5.06	41.01	35.78	5.43
Harris												
PB	4.07	4.46	4.65	3.42	4.37	4.54	4.72	4.81	4.23	39.26	36.00	5.27
PF	4.23	4.29	4.10	4.33	3.50	4.15	4.17	3.94	4.87	37.58	34.25	5.34
WB	4.87	3.39	5.26	4.50	4.68	4.89	4.58	3.42	5.32	40.92	36.66	5.75
WF	4.60	3.40	4.40	4.60	3.45	4.96	4.40	4.57	5.36	39.74	35.75	5.30
Harris Total	4.41	3.93	4.56	4.18	3.96	4.62	4.47	4.26	4.90	39.27	35.61	5.39

Player Average Score by Hole by Course (lifetime)

Year (All)

Row Labels	Average of 1/10	Average of 2/11	Average of 3/12	Average of 4/13	Average of 5/14	Average of 6/15	Average of 7/16	Average of 8/17	Average of 9/18	Average of Gross	Average of Net	Average of Pt For
Kreyling												
PB	4.39	4.29	4.90	3.74	4.71	5.39	4.81	5.06	4.32	41.61	35.71	4.82
PF	4.31	4.52	4.14	4.76	3.55	4.17	4.07	3.83	5.48	38.83	32.97	5.72
WB	5.25	3.75	5.88	5.06	5.03	5.59	5.34	3.75	5.75	45.41	38.13	4.84
WF	5.03	3.78	4.69	4.88	3.69	5.50	4.59	4.69	6.06	42.91	35.75	5.39
Kreyling Total	4.76	4.07	4.92	4.61	4.26	5.19	4.72	4.34	5.41	42.27	35.70	5.19
Livermore												
PB	4.95	5.04	5.54	4.37	5.49	5.68	5.68	6.25	5.04	48.04	37.77	5.25
PF	4.98	5.51	4.51	5.18	4.25	4.96	4.88	4.60	6.25	45.11	35.00	4.82
WB	6.50	4.13	6.95	6.10	5.90	6.25	6.23	4.15	7.03	53.23	40.00	4.74
WF	5.74	3.98	5.00	5.92	4.34	6.56	5.26	5.72	6.82	49.34	37.66	4.81
FF	5.00	4.00	6.00	4.00	5.00	8.00	4.00	6.00	4.00	46.00	30.00	8.00
Livermore Total	5.47	4.69	5.38	5.34	4.91	5.86	5.44	5.27	6.22	48.58	37.38	4.93
Morell												
PB	4.67	4.67	4.73	4.13	5.00	5.07	5.67	5.13	4.13	43.20	36.93	4.70
PF	4.53	4.68	4.16	4.89	3.58	4.53	4.11	4.11	5.11	39.68	33.47	5.47
WB	5.40	3.93	6.27	5.27	5.40	5.40	5.40	3.53	6.27	46.87	38.67	5.00
WF	5.44	3.88	4.50	5.06	3.94	5.88	4.69	4.94	5.50	43.81	35.88	4.72
FF	6.00	6.00	6.00	4.00	5.00	6.00	5.00	5.00	7.00	50.00	42.00	4.50
Morell Total	5.00	4.33	4.88	4.83	4.42	5.20	4.91	4.42	5.27	43.27	36.15	4.99
Neill												
PB	4.79	4.97	5.20	4.24	4.97	5.53	5.50	5.97	4.71	45.88	37.00	5.20
PF	4.91	5.08	4.43	5.15	4.13	4.72	4.89	4.81	6.09	44.21	35.32	5.11
WB	6.18	4.13	7.15	5.20	5.55	5.90	5.83	3.88	6.53	50.33	39.28	5.26
WF	5.60	3.87	4.81	5.67	4.02	6.03	5.41	5.38	6.62	47.41	37.08	5.18
FF	4.00	8.00	7.00	6.00	4.00	4.00	3.00	4.00	7.00	47.00	36.00	5.00
Neill Total	5.29	4.55	5.26	5.04	4.60	5.54	5.38	5.14	5.91	46.72	37.03	5.19
Nixon												
PB	4.23	4.38	4.85	3.46	4.54	5.00	5.08	5.00	4.38	40.92	36.77	4.65
PF	4.11	4.22	4.00	4.44	3.33	4.67	3.89	3.44	5.44	37.56	33.78	4.94
WB	5.00	4.43	5.86	5.00	4.86	5.00	5.29	3.43	5.29	44.14	37.71	5.71
WF	5.23	3.85	4.08	4.85	3.54	5.62	4.69	4.77	5.62	42.23	36.92	4.77
Nixon Total	4.64	4.19	4.60	4.36	4.02	5.12	4.74	4.33	5.14	41.14	36.33	4.93
Rayburn												
PB	5.35	5.29	6.09	5.03	5.79	6.26	6.68	6.91	5.38	52.79	38.59	4.47
PF	5.59	6.22	5.49	6.11	4.54	5.22	5.30	5.14	6.62	50.22	35.59	4.78
WB	7.04	4.78	7.04	6.00	6.26	7.04	6.41	4.59	7.44	56.59	38.96	5.33
WF	6.69	4.92	6.03	6.67	5.03	7.18	6.18	6.41	7.36	56.46	39.41	4.21
FF	6.00	6.00	7.00	3.00	7.00	6.00	4.00	6.00	6.00	51.00	32.00	8.00
Rayburn Total	6.13	5.34	6.10	5.96	5.34	6.39	6.09	5.83	6.68	53.87	38.04	4.67

Player Average Score by Hole by Course (lifetime)

Year (All)

Row Labels	Average of 1/10	Average of 2/11	Average of 3/12	Average of 4/13	Average of 5/14	Average of 6/15	Average of 7/16	Average of 8/17	Average of 9/18	Average of Gross	Average of Net	Average of Pt For
Roddy												
PB	4.33	4.83	5.00	4.04	4.75	5.29	5.00	5.75	4.88	43.88	36.25	5.33
PF	4.67	5.27	4.20	5.73	3.73	4.60	4.33	4.40	5.87	42.80	35.13	4.27
WB	6.06	3.76	6.06	5.59	6.06	5.12	5.76	3.82	5.76	48.00	38.41	5.03
WF	5.72	3.56	5.17	5.11	3.78	5.83	5.06	4.83	6.33	45.39	36.17	4.61
FF	6.00	5.00	6.00	5.00	5.00	5.00	4.00	6.00	5.00	47.00	36.00	6.50
Roddy Total	5.15	4.37	5.13	5.00	4.61	5.24	5.04	4.83	5.63	45.00	36.49	4.89
Roller												
PB	4.30	4.34	4.77	3.57	4.82	4.82	5.02	5.18	4.05	40.86	35.48	5.38
PF	4.49	4.66	3.88	4.29	3.68	4.41	4.39	4.10	5.34	39.24	34.07	5.11
WB	5.38	3.56	5.92	4.82	4.97	5.21	4.87	3.69	5.72	44.15	37.59	5.29
WF	5.11	3.43	4.57	5.20	3.57	5.32	4.57	4.95	5.77	42.50	36.34	5.28
FF	4.00	4.00	3.00	5.00	4.00	5.00	4.00	4.00	5.00	38.00	31.00	7.00
Roller Total	4.80	4.00	4.76	4.47	4.25	4.94	4.71	4.51	5.20	41.64	35.82	5.28
Grand Total	5.16	4.45	5.22	5.01	4.58	5.42	5.19	4.87	5.76	45.67	36.51	5.15

Player Average Net Score by Course by Year

Average of Net Row Labels	Column Labels																				Grand Total
	1	2	3	4	5	6	7	8	9	10	11	12	13	14	15	16	17	18	19	20	
Almeida																					
PB		35.00	40.50	40.50	34.67	36.33	39.00	38.75	38.00	38.00	37.50	37.00	38.00	38.00	33.25	37.00	42.00	36.25	38.00	36.50	37.61
PF	36.00	34.75	38.67	34.00	36.00	37.00	32.50	34.33	37.00	35.25	37.33	34.00	36.00	35.00	36.00	31.00	33.00	33.50	36.00	35.75	35.13
WB									44.50	41.67	37.00	40.25	41.25	39.00	38.50	42.50	39.25	40.67	39.50	41.00	40.26
WF		38.60	39.00		38.75	36.50	39.67	39.00	38.33	39.00	35.00	37.67	35.25	39.00	37.33	37.00	33.50	36.00	33.00	37.00	37.16
FF																		44.00			44.00
Almeida Total	36.00	36.70	39.33	38.33	36.70	36.57	37.78	37.64	39.33	38.27	36.75	37.46	38.00	37.64	36.23	36.86	37.43	36.81	36.50	37.50	37.34
Bachmann																					
PB												37.00	36.50	34.00	38.00	35.00	40.33	36.50	39.50	40.50	37.45
PF												34.00		33.50	34.00	31.75	34.67	37.50	29.50	34.00	33.84
WB													35.50	38.50	43.00	37.00	39.00	52.00	39.75	44.50	40.11
WF													38.75	38.33	36.00	37.33	40.50	32.00	38.33		38.00
FF																		36.00			36.00
Bachmann Total												35.50	37.38	35.91	38.00	35.00	38.45	38.11	37.45	40.80	37.32
Bedell																					
PB										36.67	35.75	37.00	37.00					43.50	36.25	36.67	37.14
PF										38.50	33.25	33.33	31.00					35.75	31.00	33.75	34.45
WB										40.00	33.00	37.00	37.00					38.67	37.67	38.50	37.33
WF										37.00	35.00	36.50	34.00					37.25	38.50	37.33	36.42
Bedell Total										38.17	34.29	36.00	34.90					38.08	36.60	36.17	36.31
Capannari																					
PB																		38.25	36.67	39.25	38.18
PF																		30.75	29.50	35.75	32.50
WB																		37.00	38.25	37.67	37.78
WF																		36.00	35.80	32.00	35.10
FF																		40.00			40.00
Capannari Total																		35.57	35.79	36.69	36.00
Cook																					
PB										37.67	36.33	34.00		32.00	35.67	37.50	36.25	36.25	36.00	37.33	35.88
PF										32.75	34.00	35.00	30.50	32.00	37.00	34.50	32.00	35.00	32.00	36.25	33.79
WB										38.25	35.67	36.25	39.00	39.50	39.75	41.00	39.75	40.00	37.67	43.00	38.97
WF										38.50	33.50	37.00	36.75	39.00	32.67	34.50	33.33	33.00	35.20	39.33	35.59
FF																		40.00			40.00
Cook Total										36.46	35.00	35.71	36.11	36.00	36.50	37.17	35.25	36.13	35.50	38.42	36.17
Crowe																					
PB																	40.00	38.50	34.25	38.50	37.54
PF																	38.33	35.50	36.00	33.67	35.82
WB																	47.25	44.00	37.33	42.33	43.00
WF																	39.67	36.67	30.33	39.33	36.50
FF																		43.00			43.00
Crowe Total																	41.77	38.36	34.18	38.45	38.35
Duer																					
PB										36.67	36.00	33.50	38.00	33.50	36.00	33.67	37.50	35.00	32.50	35.50	35.19
PF										35.50	33.25	35.00	34.00	33.67	32.00	30.67	33.40	33.00	35.00	38.50	34.09
WB										37.00		38.00	37.00	35.00	37.25	37.67	37.00	37.00	36.00	35.33	36.79
WF								39.00	36.33	36.67	34.33	34.75	36.67	35.00	36.33	35.33	36.33	32.33	37.33		35.68
FF																		41.00			41.00
Duer Total								39.00	36.36	35.10	35.58	35.92	34.62	35.58	34.58	35.60	35.57	33.64	36.71		35.46

Player Average Net Score by Course by Year

Average of Net Row Labels	Column Labels																				Grand Total
	1	2	3	4	5	6	7	8	9	10	11	12	13	14	15	16	17	18	19	20	
Eiser																					
PB										41.67	36.00	35.00	37.50	36.25	34.25	39.00	39.33	36.75	35.50	37.67	36.94
PF										35.25	33.75	33.33	31.50	32.33	35.00	32.00	35.40	35.50	29.00	37.00	34.03
WB										43.25	35.50	39.00	34.33	37.50	36.25	37.00	37.25	40.33	36.50	39.33	37.92
WF									42.00	37.00	35.33	36.75	37.50	34.25	37.00	38.33	37.00	34.00	34.40	36.67	36.18
FF																		31.00			31.00
Eiser Total									42.00	39.29	35.00	36.08	35.55	35.27	35.62	36.08	37.00	36.06	34.53	37.62	36.23
Ethridge																					
PB																		38.75	34.67	33.25	35.64
PF																		31.50	30.00	34.75	32.78
WB																		47.50	43.00	39.67	42.88
WF																		35.75	34.50	31.00	34.30
FF																		38.00			38.00
Ethridge Total																		37.13	36.45	34.85	36.18
Freeman																					
PB																			37.00	38.50	37.75
PF																			32.00	37.75	35.83
WB																			40.50	37.67	39.29
WF																			36.75	35.33	36.14
Freeman Total																			37.21	37.43	37.32
Goldenberg																					
PB	35.67	39.50	33.50	33.50	35.00	35.67	41.40	37.00	37.50	36.67	36.00	34.67	35.00	34.75	32.50	39.00	39.50	35.00	34.67	39.25	36.37
PF	34.00	33.00	33.00	33.67	35.00	37.33	34.50	36.00	36.00	34.75	31.75	31.50	35.00	31.00	38.00	34.00	31.40	35.50	29.00	38.00	34.02
WB									40.25	35.75	38.50	34.00	36.00	38.50	35.50	39.25	36.33	36.33	34.75	37.00	36.93
WF		35.75	37.00	38.00	38.50	39.00	38.50	37.33	38.00	38.00	35.00	36.33	34.00	34.50	35.00	36.33	34.00	35.00	36.00	33.67	36.02
FF																		37.00			37.00
Goldenberg Total	35.25	35.67	33.63	34.56	36.00	36.86	39.22	37.00	38.36	35.83	34.70	34.40	35.10	35.54	34.55	37.00	35.07	35.67	34.23	37.21	35.78
Harris																					
PB			40.00	36.33	35.00	39.33	36.25	38.33	35.33	35.00	34.00	33.00	33.33	34.50	35.33	36.00	35.00	32.75	37.25		36.00
PF			36.50	37.75	36.00	34.33	33.00	33.33	35.75	31.25	34.00	34.50	33.33	33.00	33.25	34.60	31.00	32.50	36.33		34.25
WB							40.75	38.50	34.67	37.00	36.00	33.75	36.33	36.25	35.00	39.50	34.50	37.00			36.66
WF			37.00	36.40	32.00	37.00	37.25	38.75	34.67	35.00	34.00	38.75	33.50	33.67	39.00	34.00	34.00	36.75	35.00		35.75
Harris Total			38.38	36.83	34.25	37.50	35.73	38.07	36.21	33.86	34.90	36.18	33.50	34.50	35.25	34.86	34.89	34.33	36.46		35.61
Kreyling																					
PB										38.00	33.50	35.50	36.33	36.33	37.00	37.33	33.75	34.00	35.75		35.71
PF										32.50	34.00	32.00	31.67	32.50	32.25	31.50	32.75	33.00	36.25		32.97
WB										40.50	37.50	36.33	38.25	36.75	42.00	35.50	38.67	37.50	40.33		38.13
WF										36.67	35.67	37.50	36.25	35.33	33.50	35.33	34.25	35.67	36.33		35.75
Kreyling Total										37.00	35.50	36.20	35.86	35.58	36.08	34.71	34.60	34.91	37.00		35.70
Livermore																					
PB		38.00	40.00	38.00		38.00	38.50		39.00	37.67	39.25	33.67	36.50	40.00	34.50	35.67	41.50	36.25	36.50	39.25	37.77
PF		35.00	38.20	35.00		34.67	34.67	36.00	36.00	34.75	38.00	34.33	35.50	33.67	34.00	31.50	35.20	33.50	33.00	36.75	35.00
WB								43.00	39.75	32.00	40.25	39.75	39.00	39.00	41.75	42.67	33.67	39.67	43.00		40.00
WF		42.43	38.25	41.33		38.50	37.33		38.00	37.00	35.33	32.50	40.50	42.00	36.67	36.33	34.00	35.50	37.00	33.00	37.66
FF																		30.00			30.00
Livermore Total		40.00	38.55	37.83		36.88	37.25	36.00	39.21	37.29	37.10	35.36	38.75	38.58	36.08	36.36	38.13	34.50	36.86	38.00	37.38

Player Average Net Score by Course by Year

Average of Net Row Labels	Column Labels																				Grand Total
	1	2	3	4	5	6	7	8	9	10	11	12	13	14	15	16	17	18	19	20	
Morell																					
PB																34.00	37.33	37.75	36.67	36.75	36.93
PF																33.75	32.60	31.75	34.00	35.75	33.47
WB																44.50	36.75	38.50	37.50	39.00	38.67
WF																38.00	34.33	35.33	35.25	36.67	35.88
FF																		42.00			42.00
Morell Total																37.20	35.00	35.93	36.08	36.93	36.15
Neill																					
PB	37.50	35.50	41.67	37.25	40.00	39.33	38.80	34.00	39.50	36.33	38.33	36.00	41.00	36.00	33.67	36.67	36.00	38.00	33.25	36.00	37.00
PF	34.67	32.25	36.50	34.33	37.00	36.33	34.67	38.00	38.00	38.00	34.00	36.00	36.50	35.33	36.00	37.33	32.20	33.67	30.00	38.75	35.32
WB									42.67	37.00	40.67	37.50	39.00	39.25	37.25	43.00	38.25	39.67	40.25	35.50	39.28
WF	41.00	39.00	36.50	38.00	40.00	37.00	35.50	40.50	36.00	34.67	32.00	36.75	33.50	40.00	33.67	35.67	33.00	38.25	36.00	41.67	37.08
FF																		36.00			36.00
Neill Total	37.00	35.91	38.22	36.60	39.25	37.71	36.90	37.33	38.75	36.20	37.44	36.64	36.22	37.64	35.25	38.54	34.81	37.40	36.00	38.25	37.03
Nixon																					
PB			41.00	35.00					34.00										35.00	36.50	36.77
PF							34.00										31.00		29.00	36.75	33.78
WB																37.00			36.67	39.00	37.71
WF		34.00		38.00	36.00	41.00						34.00	36.00		37.00				37.67	37.00	36.92
Nixon Total		34.00		40.25	35.50	41.00		34.00	34.00			34.00	36.00		37.00	37.00	31.00		35.08	37.21	36.33
Rayburn																					
PB					42.00	39.50	37.00	42.00	33.50	43.00		38.00	37.33	42.00	39.00	39.25	36.67	35.50	38.25	38.59	
PF					43.00		37.00	35.50	35.33	33.50	35.00	40.00	34.50	32.50	33.00	34.60	32.33	37.00	40.67	35.59	
WB								42.00		39.50	40.00	36.00	43.33	37.75	39.00	36.25	40.00	38.75	36.00	38.96	
WF					46.00	42.00	37.67	33.00	45.00	39.50	40.00	45.00	40.75	38.00	39.00	41.00	38.75	39.25	35.33	39.41	
FF																		32.00		32.00	
Rayburn Total					43.50	40.75	37.29	38.13	36.33	38.27	38.33	40.80	39.50	38.00	37.20	37.13	36.17	37.71	37.75	38.04	
Roddy																					
PB													34.33	36.33	37.33	36.50	34.75	36.25	38.67	36.25	
PF													35.00		34.00	33.00	35.25	38.00	36.33	35.13	
WB													43.00	35.00	40.75	35.00	37.33	40.00	37.50	38.41	
WF													42.00	38.50	35.00	35.33	35.33	34.50	37.33	36.17	
FF																36.00				36.00	
Roddy Total													37.17	36.38	37.90	34.92	35.60	36.85	37.45	36.49	
Roller																					
PB							37.33	36.75	37.50	35.50	35.00	35.00	35.00	36.00	33.33	33.33	33.00	34.25	35.00	37.33	35.48
PF							35.00	33.00	34.00	37.00	33.75	32.50	32.50	33.00	33.50	32.33	34.50	32.50	37.00	35.50	34.07
WB									41.75	37.75	35.50	34.67	35.33	39.00	36.25	37.00	35.00	37.00	41.00	37.33	37.59
WF							39.33	39.75	38.25	33.67	36.67	34.50	35.00	35.50	34.67	35.00	35.00	33.00	39.67	37.00	36.34
FF																			31.00		31.00
Roller Total							37.25	36.82	38.23	36.23	35.08	34.27	34.64	35.86	34.67	34.58	34.29	33.87	38.50	36.69	35.82
Grand Total	36.41	37.07	37.44	37.26	37.08	37.19	37.78	36.81	38.57	37.01	35.68	35.79	36.43	36.29	35.87	36.38	36.27	36.10	35.94	37.25	36.51

Player Match Play Rounds per Year

Count of Week	Column Labels																				
Row Labels	1	2	3	4	5	6	7	8	9	10	11	12	13	14	15	16	17	18	19	20	Grand Total
Nil	10	11	9	10	8	7	10	9	12	10	9	14	9	14	12	13	16	15	13	12	223
Livermore		11	11	12		8	12	1	14	14	10	14	12	12	12	14	15	16	14	14	216
Goldenberg	4	9	8	9	7	7	9	7	11	12	10	10	10	13	11	11	15	12	13	14	202
Harris				8	12	8	12	11	14	14	14	10	11	14	12	12	14	9	12	13	200
Almeida	3	10	6	3	10	7	9	11	9	11	12	13	11	11	13	7	14	16	12	12	200
Roller							12	11	13	13	13	11	11	14	12	12	7	15	12	13	169
Eiser									1	14	12	13	11	15	13	13	14	16	15	13	150
Duer									1	14	10	12	12	13	12	12	15	14	11	14	140
Cook										13	11	14	9	11	12	12	16	15	14	12	139
Rayburn						4	4	7	8	6	11	6	5	12	12	10	15	12	14	12	138
Kreyling											10	12	10	14	12	12	14	15	11	14	124
Bedell										12	14	12	10					13	10	12	83
Bachmann												2	8	11	8	11	11	9	11	5	76
Roddy														6	8	10	12	15	13	11	75
Morell																10	15	14	13	14	66
Crowe																	13	14	11	11	49
Nixon		1		4	2	1		2	1			1	1		1	1	1		12	14	42
Capannari																		14	14	13	41
Ethridge																		15	11	13	39
Freeman																			14	14	28
Grand Total	17	42	34	46	39	42	68	59	84	133	136	144	130	160	150	160	207	249	250	250	2400

Low Nets Won

Prize LN

Count of Amount	Column Labels																				Total	%		
Row Labels	2001	2002	2003	2004	2005	2006	2007	2008	2009	2010	2011	2012	2013	2014	2015	2016	2017	2018	2019	2020	Grand Total	Rounds	LN Win	
Goldenberg	3	3	6	4	3	2		2	4	3	1	2	2		2		2	1	4	3	47	202	23.3%	
Harris					3	3	2	2	3	3	3	3	2	3	1	4	3	2	1	1	39	200	19.5%	
Nill	2	2	1	3				3	3	1	2	1	2	1		3	1	4	1	1	1	32	223	14.3%
Roller							3	3	2	2		2	2	2	3	2	2	5	1	2	31	169	18.3%	
Cook										3	2	4	1	3	2		3	2	3	1	24	139	17.3%	
Duer										2		2	1	3	1	3	1	2	3	3	21	140	15.0%	
Almeida			1		1	2	2	3	1	1	1	2		1	1	1	1	2			20	200	10.0%	
Livermore				1		1	3		1	1	1	3	1		1	3		2	1	1	20	216	9.3%	
Eiser											1	1	3	3	2	3	2	1	2	1	19	150	12.7%	
Bedell										2	4	1	1					1	2	2	13	83	15.7%	
Kreyling											1	1		1	2	1	3	3		1	13	124	10.5%	
Ethridge																		2	4	5	11	39	28.2%	
Bachmann													2	3		3	2		1		11	76	14.5%	
Rayburn							1	3	2					1			2		1	1	11	138	8.0%	
Morell																1	2	2	1	2	8	66	12.1%	
Roddy														1	1			1	3	1	7	75	9.3%	
Capannari																		4	2	1	7	41	17.1%	
Nixon				1	1				1										1	1	5	42	11.9%	
Crowe																			2	2	4	49	8.2%	
Freeman																			1		1	28	3.6%	
Grand Total	5	5	8	9	8	8	13	14	16	21	15	23	16	21	19	22	27	31	34	29	344			

Low Nets AGAINST Player

Count of Prize	Column Labels																				Total	%	
Row Labels	2001	2002	2003	2004	2005	2006	2007	2008	2009	2010	2011	2012	2013	2014	2015	2016	2017	2018	2019	2020	Grand Total	Rounds	LN loss
Goldenberg		2	1	2		2	2	1	3	1	1	1	2	3		3	4	2	1	2	33	202	16.3%
Livermore		1	4	3				1	1	2	4	1		1	1	4	2	1	2	3	31	216	14.4%
Harris				1	4		3	4	2	1		3	1	1			2	2	2	1	27	200	13.5%
Nill	5	1		1	2		2	1	5	1		1		1		1		1	2	1	25	223	11.2%
Cook										2	1	3	1	2	2	2	2	1	1	4	21	139	15.1%
Rayburn						1	1	1	1		2		1	5	1	2	1	1	2	2	21	138	15.2%
Duer										3	3	1	2	2		2	2	2	3	1	21	140	15.0%
Almeida		3	1		1		1			3	3	2	1	1	2		1		2		21	200	10.5%
Eiser										1	1	3	1	1	2	3		3	2		17	150	11.3%
Kreyling												2	2		3	4	1	2			14	124	11.3%
Roller							1		2	2	2			1				2	1	3	14	169	8.3%
Bedell										3	1	3	1						1	2	11	83	13.3%
Morell																2	2	2	1	3	10	66	15.2%
Roddy															1	1	1	2	2	2	9	75	12.0%
Bachmann												2	2			1	1	3			9	76	11.8%
Crowe																	4	1	2	1	8	49	16.3%
Nixon					1	1		1											2	2	7	42	16.7%
Freeman																			2	4	6	28	21.4%
Capannari																			2		2	41	4.9%
Ethridge																			1		1	39	2.6%
Grand Total	5	7	6	7	8	4	10	9	14	19	18	20	14	20	12	25	23	26	30	31	308		

Closest to the Pin Won

Prize CTP

Count of Amount Row Labels	Column Labels																Grand Total
	2001	2004	2007	2008	2009	2010	2011	2012	2013	2014	2015	2016	2017	2018	2019	2020	
Null	1	1	1	2						1	1				1		8
Roller					1	1	1		1	1			2				7
Harris				1	1					1	2			1		1	7
Eiser								1			1	1			2	1	6
Goldenberg	2										2						4
Freeman															1	2	3
Duer						1	1							1			3
Kreyling										1						2	3
Cook									2								2
Almeida								1								1	2
Crowe													1		1		2
Bachmann									1	1							2
Rayburn							1								1		2
Livermore								1		1							2
Nixon															1		1
Roddy												1					1
Morell													1				1
Grand Total	3	1	1	3	2	2	4	2	4	6	6	2	4	2	7	7	56

Long Drives Won

Prize LD

Count of Amount	Column Labels													
Row Labels	2001	2004	2005	2006	2007	2008	2010	2011	2012	2015	2016	2018	2019	Grand Total
Harris			1					1			1			3
Bedell								1	1					2
Rayburn						1	1							2
Nill	1									1				2
Goldenberg	1			1										2
Roller					1							1		2
Bachmann											1		1	2
Livermore		1												1
Grand Total	2	1	1	1	1	1	1	2	1	1	2	1	1	16

First Place Finishes

Prize 1P

Count of Amount	Column Labels																		
Row Labels	2002	2003	2004	2005	2006	2007	2008	2009	2010	2011	2012	2013	2014	2015	2016	2018	2019	2020	Grand Total
Harris					1	1		1	1	1		1		1					7
Nil	1	1		1		1	1			1									6
Livermore						1		1	1				1				1		5
Rayburn								1	1					1	1				4
Roller							1						1		1	1			4
Eiser													1	1		1			3
Goldenberg		1	1															1	3
Almeida							1											1	2
Bedell										1	1								2
Freeman																	1	1	2
Duer																	1	1	2
Ethridge																		1	1
Cook																		1	1
Bachmann														1					1
Grand Total	1	2	1	1	1	3	3	3	3	3	1	1	3	4	2	3	4	4	43

Second Place Finishes

Prize 2P

Count of Amount	Column Labels																	
Row Labels	2001	2002	2003	2005	2008	2009	2010	2011	2012	2013	2014	2015	2016	2017	2018	2019	2020	Grand Total
Almeida		1	1				1			1							1	5
Harris				1	1						1			1			1	5
Goldenberg	1	1							1	1								4
Roller						1	1	1				1						4
Morell														1		1		2
Cook														1		1		2
Nil	1											1						2
Eiser								1	1									2
Roddy															1		1	2
Livermore					1													1
Duer												1						1
Rayburn														1				1
Crowe																	1	1
Bachmann													1					1
Bedell																1		1
Kreyling															1			1
Grand Total	2	2	1	1	2	1	2	2	2	2	1	3	1	4	2	3	4	35

Third Place Finishes

Prize 3P

Count of Amount Row Labels	Column Labels							Grand Total
	2012	2013	2014	2016	2017	2018	2019	
Livermore	1	1		1			1	4
Null	1		1		1		1	4
Kreyling	1		1		1		1	4
Almeida			1		1			2
Bachmann		1					1	2
Roller		1						1
Rayburn						1		1
Harris				1				1
Bedell		1						1
Grand Total	3	4	3	2	3	1	4	20

Total All Prizes Won

Prize (All)

Count of Amount	Column Labels																					
Row Labels	2001	2002	2003	2004	2005	2006	2007	2008	2009	2010	2011	2012	2013	2014	2015	2016	2017	2018	2019	2020	Grand Total	
Harris					5	4	3	4	5	4	5	3	3	5	4	7	4	3	1	3	63	
Goldenberg	7	4	7	5	3	3		2	4	3	1	3	3		4		2	1	5	3	60	
Null	5	3	2	4	1		5	6	1	2	2	3	1	2	6	1	5	1	3	1	54	
Roller							4	4	4	4	2	2	4	4	4	3	4	7	1	2	49	
Livermore				2		1	4	1	2	2	1	6	2	2	1	4		5	2	1	36	
Eiser											2	3	3	5	4	4	2	2	6	2	33	
Almeida		1	2		1	2	2	4	1	2	2	2	1	2	2	1	2	2	1	2	32	
Cook										3	2	4	3	3	2		4	2	4	2	29	
Duer										3	1	2	1	3	2	3	1	3	4	4	27	
Kreyling											1	2		3	2	1	4	4	1	3	21	
Rayburn								2	4	4	1			1	1	1	3	1	2	1	21	
Bachmann													4	5	1	5	2		3		20	
Bedell										2	6	3	2						1	3	2	19
Ethridge																		2	4	8	14	
Morell																1	4	2	2	2	11	
Roddy														1	1	1		2	3	2	10	
Crowe																	1	1	3	3	8	
Capannari																		4	2	2	8	
Freeman																			3	3	6	
Nixon				1	1				1											2	1	6
Grand Total	12	8	11	12	11	10	18	23	22	29	26	33	27	36	34	32	38	43	55	47	527	

Total Prizes Won by Prize

Count of Amount Row Labels	Column Labels									Grand Total
	1P	2P	3P	CTP	LD	LN	PC	WP	LP	
Harris	7	5	1	7	3	39		1		63
Goldenberg	3	4		4	2	47				60
Nill	6	2	4	8	2	32				54
Roller	4	4	1	7	2	31				49
Livermore	5	1	4	2	1	20	2	1		36
Eiser	3	2		6		19	2	1		33
Almeida	2	5	2	2		20	1			32
Cook	1	2		2		24				29
Duer	2	1		3		21				27
Kreyling		1	4	3		13				21
Rayburn	4	1	1	2	2	11				21
Bachmann	1	1	2	2	2	11		1		20
Bedell	2	1	1		2	13				19
Ethridge	1					11	1	1		14
Morell		2		1		8				11
Roddy		2		1		7				10
Crowe	1	1		2		4				8
Capannari						7			1	8
Freeman	2			3		1				6
Nixon				1		5				6
Grand Total	44	35	20	56	16	344	6	5	1	527

Total \$ Won

Prize (All)

Sum of Amount	Column Labels																					
Row Labels	2001	2002	2003	2004	2005	2006	2007	2008	2009	2010	2011	2012	2013	2014	2015	2016	2017	2018	2019	2020	Grand Total	
Harris					70.25	94.00	72.00	58.75	91.75	82.75	106.00	25.25	70.25	79.58	95.50	85.34	71.25	28.05	8.25	57.00	1,095.97	
Neill	69.25	66.25	54.25	49.38	40.00		102.00	111.75	17.50	26.25	57.50	46.25	8.75	35.50	113.50	3.88	69.50	8.25	53.00	16.00	948.76	
Goldenberg	93.25	53.75	105.00	86.37	19.08	45.00		35.00	49.50	31.08	17.50	42.91	63.00		46.12		16.50	8.25	102.75	32.00	847.06	
Roller							52.50	88.50	55.00	63.75	35.50	26.25	55.00	75.08	58.63	65.67	46.75	127.50	16.50	21.34	787.97	
Livermore				19.87		15.00	85.00	20.00	37.66	55.50	17.50	97.25	35.50	60.50	15.50	54.87		118.00	36.50	8.00	676.65	
Eiser											25.17	53.25	42.75	106.75	80.37	53.66	13.75	48.30	106.00	24.00	554.00	
Almeida		20.00	26.50		14.00	32.00	30.00	78.17	15.50	23.87	26.25	12.13	30.00	37.50	35.50	7.75	28.25	33.00	45.00	41.00	536.42	
Rayburn								33.00	74.25	79.70	15.50			17.50	45.00	45.00	63.00	20.00	33.00	16.00	441.95	
Cook										21.34	24.25	31.70	40.75	46.50	35.00		71.25	19.80	79.50	56.00	426.09	
Duer										42.75	17.50	12.63	8.75	52.50	45.50	26.35	17.50	33.00	69.75	80.00	406.23	
Bachmann													72.50	67.92	45.00	88.25	24.75			53.00	351.42	
Bedell										13.58	121.50	69.25	28.75						16.50	54.75	32.00	336.33
Kreyling											15.50	23.88			51.00	22.67	17.50	53.00	71.25	20.00	48.00	322.80
Ethridge																			24.75	66.00	142.00	232.75
Crowe																	16.50	45.00	49.50	57.00	168.00	
Morell																3.10	67.50	24.75	38.25	32.00	165.60	
Roddy														15.50	8.75	15.50		38.25	33.00	41.00	152.00	
Freeman																			78.00	72.00	150.00	
Capannari																		57.75	33.00	24.00	114.75	
Nixon				13.25	15.25				15.50											33.00	5.33	82.33
Grand Total	#####	140.00	185.75	168.87	158.58	186.00	341.50	425.17	356.66	440.57	479.67	440.75	456.00	645.83	647.04	466.87	559.50	722.40	1,008.75	804.67	8,797.08	